



# MIJN FAVORIETE SONGBOEK



*(Deze pagina is opzettelijk blanco)*



# Inhoudsopgave

---

<b>Inhoudsopgave</b>	2
<b>Voorwoord</b>	3
<b>De muzieknummers</b> (34 songs)	
Bob Marley & the Wailers • I Shot the Sheriff	5
Gregory Isaacs • Night Nurse	7
Bob Marley & The Wailers • No Woman no Cry	9
Eric Clapton • Cocaine	11
Men at Work • Down Under	13
Bill Withers • Ain't no Sunshine	15
Bobby Hebb • Sunny	17
Fischer Z • The Worker	19
Survivor • Eye of the Tiger	21
Toto • Hold the Line	23
Real Thing • You to Me are Everything	25
Hello • New York Groove	27
Ray Charles • Hit The Road Jack	29
Bob and Earl • Harlem Shuffle	31
Sting • Englishman in New York	33
Black Slate • Amigo	35
Jimmy Cliff • Reggae Night	37
Jon Secada • Just Another Day	39
Rolling Stones • Miss You	41
Peter Frampton • Baby I love Your Way	43
Inner Circle • Sweat (A La La La La Long)	45
Steve Miller Band • Abracadabra	47
Rose Royce • Wishing on a Star	49
Little Eva • The Loco-Motion	51
Peter Tosh • Johnny B Goode	53
Kansas • Dust in the Wind	55
Kansas • Carry On My Wayward Son	57
Daft Punk ft. Pharrell Williams & Nile Rodgers • Get Lucky	59
Robert Cray Band • Right Next Door (Because of Me)	61
Creedence Clearwater Revival • Proud Mary	63
Richie Valens • La Bamba	65

Animals • Don't Let Me Be Misunderstood	67
Bob Dylan • Blowin' in the Wind	69
Police • Roxanne	71

## Bijlage

Slagritme overzicht	73
▪ Basis slagritmes (basic strumming)	74
▪ Slagritmes Blues en Bluesrock	79
▪ Slagritmes Rock en Metal	93
▪ Slagritmes Pop en Pop-Rock	104
▪ Slagritmes Reggae en Ska	107
▪ Slagritmes Funk en (smooth) Jazz	108



Pop Art kunst van **Eric Waugh**, de "Master of Pop Fusion" © 2024



## Serie: Mijn favoriete Songboek

Op de website van [GuitarJan.com](http://GuitarJan.com)<sup>®</sup> zijn talloze muzieksnummers gepubliceerd met akkoorden, met gitaarsolo's, en als complete partituren. Zie de [TabsPro](#) modules onder de menu-optie **backing- & solo tracks**. Vanaf 2025 is het project “**Mijn Favoriete Songboek**” gestart, waarin we op de meest simpele manier allerlei muzieksnummers van eenvoudige akkoordzettingen voorzien, en deze daardoor prima geschikt zijn om bij het kampvuur met een akoestische gitaar te spelen. Een aantal muzieksnummers in deze nieuwe serie hebben we al gepubliceerd in de [TabsPro](#) modules, maar het zijn geen doublures. De muzieksnummers zijn voor deze serie van een nieuw (veelal eenvoudiger) arrangement voorzien.

### Voor wie is dit boek bedoeld?

We gaan ervan uit dat als je dit boek leest, je gek bent op muziek, en je voorliefde uitgaat naar niet al te ingewikkelde akkoorden-arrangementen van muzieksnummers. Om je het instuderen nog gemakkelijker te maken, leveren we in een ZIP file de uitvoeringen van de diverse nummers. We wensen je heel veel plezier met dit E-boek, en voor aanbevelingen en/of op- en aanmerkingen kun je ons natuurlijk altijd bereiken onder [info@guitarjan.com](mailto:info@guitarjan.com).

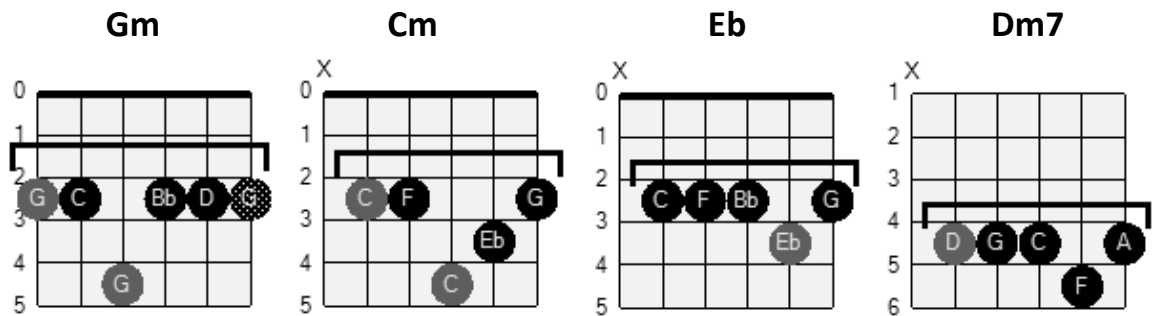
### Slagritmes ... slagritmes ... slagritmes

Niets is zo belangrijk als het slagritme bij een nummer te kiezen, en dit zo “strak” mogelijk te spelen. In de bijlage bij dit E-boek (achteraan) vind je een heleboel voorbeelden van slagritmes die je kunt gebruiken, die we uiteraard ook als GuitarPro file meeleveren. Als extra leermateriaal geven we je een ZIP file met daarin videos waarin 16 slagritmes worden uitgelegd door de gitaarleraar Frank Meijer, in zijn zogeheten “Franx” lijst. Frank's website kun je bereiken door op onze startpagina op zijn logo te klikken, of onder <https://frankmeijer.nl/>

# Bob Marley & the Wailers • I Shot the Sheriff [1973]


*G mineur*

Akkoorden



Ritmisch patroon **Reggae**

## Intro



## Refrein 1

**Gm** **Cm** **Gm**  
 I shot the sheriff, but I didn't shoot no deputy, oh no! Oh!  
**Gm** **Cm** **Gm**  
 I shot the sheriff, but I didn't shoot no deputy. Ooh, ooh, oo-oo.

## Couplet 1

**Eb** **Dm7** **Gm** **Eb** **Dm7** **Gm**  
 All a-round in my home town, they're tryin' to track me down;  
**Eb** **Dm7** **Gm** **Eb** **Dm7** **Gm**  
 They say they want to bring me in guilty, for the killing of a depu-ty,  
**Eb** **Dm7** **Gm**  
 For the life of a dep - uty. But I say...

## Riff

## Refrein 2

**Gm** **Cm** **Gm**  
 I shot the sheriff, but I swear it was in self-defence. (Oh, no! Yeah!)



**Gm****Cm****Gm**

I say; I shot the sheriff, oh Lord! And they say it is a capital offence. Yeah!

### ***Couplet 2***

**Eb****Dm7****Gm****Eb****Dm7****Gm**

Sheriff John Brown always hated me, for what... I don't know.

**Eb****Dm7****Gm****Eb****Dm7****Gm**

Every time I plant a seed, he said kill it be-fore it grow,

**Eb****Dm7****Gm**

He said kill them be-fore they grow. And so, and so...

### ***Riff + Refrein 2***

### ***Couplet 3***

**Eb****Dm7****Gm****Eb****Dm7****Gm**

Freedom came my way one day, and I started, out of town, yeah!

**Eb****Dm7****Gm****Eb****Dm7****Gm**

All of a sudden I saw Sheriff John Brown, aiming to shoot me down,

**Eb****Dm7****Gm**

So I shot, I shot, I shot him down. And I say...

### ***Riff + Refrein 1***

### ***Couplet 4***

**Eb****Dm7****Gm****Eb****Dm7****Gm**

Re-flexes had the better of me, and what is to be must be.

**Eb****Dm7****Gm****Eb****Dm7****Gm**

Every day, the bucket a-go a-well, one day the bottom a-go drop out,

**Eb****Dm7****Gm**

One day the bottom a-go drop out.

### ***Riff + Refrein 1***

### ***Coda (spelen met fade-out)***

**| Gm****| Cm****| Gm****|**

# Gregory Isaacs • Night Nurse [1982]

*A mineur*

Akkoorden

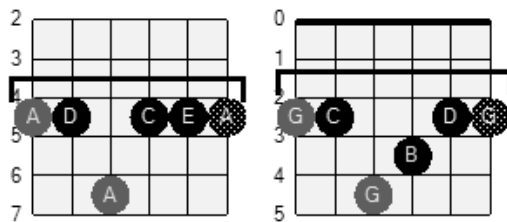
**Am**

**G**

Ritmisch

Patroon

**Reggae**



## Intro

| **Am** | **G** | **Am** | **G** |  
Oh oh oh oh ohhh

## Couplet 1

**Am** **G** **Am** **G**  
Tell her try her best just to make it quick, woman tend to the sick  
**Am** **G** **Am** **G**  
Because there must be something she can do, this heart is broken in two  
**Am** **G** **Am** **G**  
Tell her it's a case of emergency, there's a patient by the name of Gregory

## Refrein

**Am** **G** **Am** **G**  
Night nurse, only you alone can quench this here thirst  
**Am** **G** **Am** **G**  
My night nurse, Oh God, Oh, the pain is getting worse

## Couplet 2

**Am** **G** **Am** **G**  
I don't wanna see no Doc, I need attendance from my nurse around the clock  
**Am** **G** **Am** **G**  
Because there's no prescription for me, she's the one, the only remedy

## Refrein



### ***Tussenstuk 1***

I'm hurt my love,                      Oh oh oh oh ohhhh

### ***Couplet 2***

### ***Refrein***

### ***Tussenstuk 2***

I'm hurt my love,                      and I'm sure,                      no doctor can cure

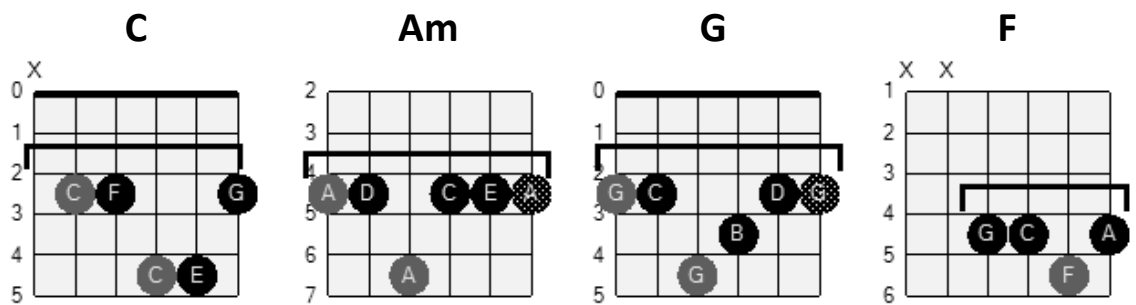
### ***Coda (spelen met fade-out)***

Night nurse,                      night nurse,                      Oh God

# Bob Marley & The Wailers • No Woman no Cry [1974]

*C majeur*

Akkoorden



Ritmisch patroon **Reggae**

**Intro** | G | C G | Am F | C F | C G | 4x

C G Am F C F C G

No woman, no cry, no woman, no cry

C G Am F C F C G

No woman, no cry, no woman, no cry

## Couplet 1

C G Am F

Said said, said I remember when we used to sit

C G Am F

In the government yard in trenchtown

C G Am F

Oba obaserving the hypocrites

C G Am F

As they would mingle with the good people we meet

C G Am F C G Am F

Good friends we had oh, good friends we lost, along the way

C G Am F C G Am F

In this bright future you can't forget your past, so dry your tears I say

## Refrein

C G Am F C F C G

No woman no cry, no woman no cry



C G Am F C F C  
 Here little darlin' don't shed no tears, no woman no cry

## Couplet 2

C G Am F  
 Said said, said I remember when we used to sit  
 C G Am F  
 In the government yard in trenchtown  
 C G Am F  
 And then Georgie would make a fire light,  
 C G Am F  
 As it was log wood burnin' through the nights  
 C G Am F C G Am F  
 Then we would cook corn meal porridge, of which I'll share with you, yeah  
 C G Am F C G Am  
 My feet is my only carriage and so, I've got to push on through  
 F  
 But while I'm gone

## Tussenstuk

C G Am F 4x  
 ||: Ev'ry thing's gonna be alright. Ev'ry thing's gonna be alright. :||

## Refrein

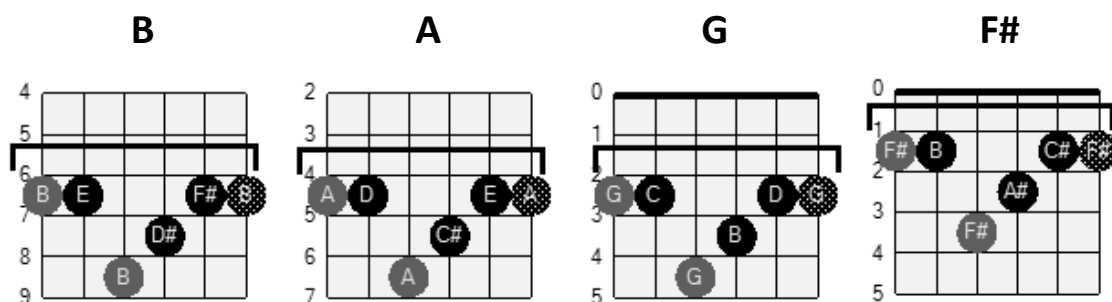
## Coda

2x  
 ||: C G | Am F | C F | C G :|| ~~~~~ C

# Eric Clapton • Cocaine [1977]

*B majeur*

Akkoorden



Ritmisch patroon **Rock | Funky**

**Intro**  $\text{||: B B A B A A B :||}$  **4x**

## Couplet 1

**B** **A**  
If you wanna to hang out, you've gotta take her out,  
**B B A B A A B**  
Cocaine.

**B** **A**  
If you want to get down, get down on the ground,  
**B B A B A A B**  
Cocaine.

## Refrein

**B** **A** **G** **F#**  
She don't lie, she don't lie, she don't lie, she don't lie  
**B B A B A A B**  
Cocaine.

**Tussenstuk**  $\text{||: B B A B A A B :||}$  **2x**

## Couplet 2

**B** **A**  
If you got bad news, you want to kick them blues



B B A B A A B

Cocaine.

B

When your day is done,

B B A B A A B

Cocaine.

A

and you got to run

### *Refrein + tussenstuk*

#### *Couplet 3*

B

If your thing is gone,

B B A B A A B

Cocaine.

A

and you want to ride on

B

Don't forget this fact,

B B A B A A B

Cocaine.

A

you can't get back

### *Refrein + tussenstuk*

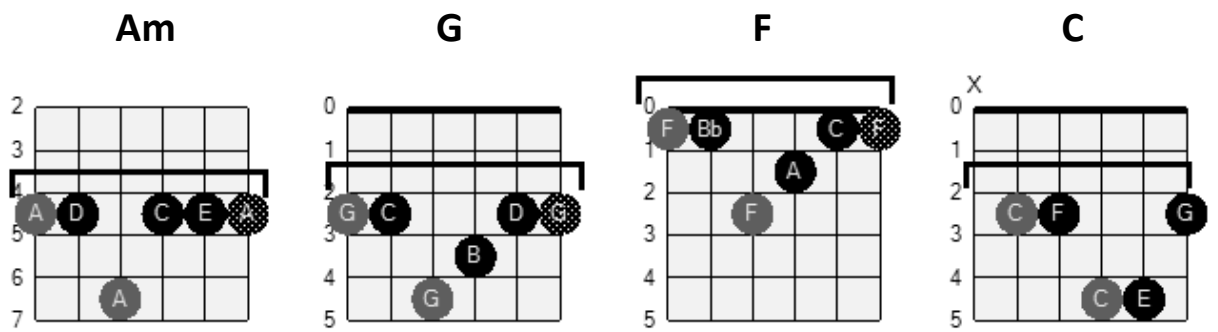
#### *Coda (spelen met fade-out)*

||: B | B | A | A | B B A B A A B 4x :||

# Men at Work • Down Under [1981]

*A mineur*

Akkoorden



Ritmisch patroon **Rock**

**Intro**  $\text{||: Am | G | Am | F G :|}$  <sup>2x</sup>

## Couplet 1

**Am** **G** **Am** **F-G** **Am** **G** **Am** **F-G**  
 Traveling in a fried-out Kombi, on a hippie trail, head full of zombie  
**Am** **G** **Am** **F-G**  
 I met a strange lady, she made me nervous,  
**Am** **G** **Am** **F-G**  
 She took me in and gave me breakfast, and she said

## Refrein 1

**C** **G** **Am** **F-G**  
 "Do you come from a land down under?  
**C** **G** **Am** **F-G**  
 Where women glow and men plunder?  
**C** **G** **Am** **F-G**  
 Can't you hear, can't you hear the thunder?  
**C** **G** **Am** **F-G**  
 You better run, you better take cover"

## Tussenstuk

$\text{||: Am | G | Am | F G :|}$  <sup>2x</sup>

### ***Couplet 2***

**Am** **G** **Am** **F-G**  
Buyin' bread from a man in Brussels,  
**Am** **G** **Am** **F-G**  
He was six-foot-four and full of muscle  
**Am** **G** **Am** **F-G**  
I said, "Do you speak-a my language?"  
**Am** **G** **Am** **F-G**  
He just smiled and gave me a Vegemite sandwich, and he said

### ***Refrein 2***

**C** **G** **Am** **F-G**  
"I come from a land down under  
**C** **G** **Am** **F-G**  
Where beer does flow and men chunder  
**C** **G** **Am** **F-G**  
Can't you hear, can't you hear the thunder?  
**C** **G** **Am** **F-G**  
You better run, you better take cover"

### ***Tussenstuk***

### ***Couplet 3***

**Am** **G** **Am** **F-G** **Am** **G** **Am** **F-G**  
Lyn' in a den in Bombay with a slack jaw, and not much to say  
**Am** **G** **Am** **F-G**  
I said to the man, "Are you trying to tempt me?  
**Am** **G** **Am** **F-G**  
Because I come from the land of plenty" and he said

### ***Refrein 1 (speel 2x)***

### ***Coda (spelen met fade-out)***

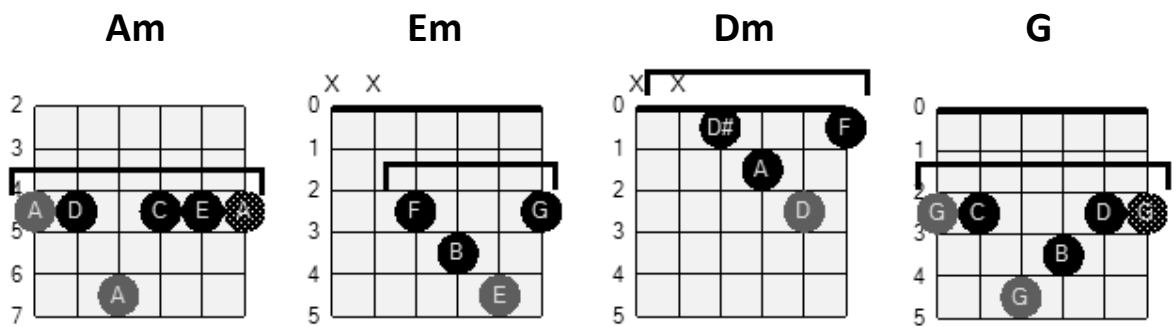
**4x**  
||: **Am** | **G** | **Am** | **F** **G** :||



# Bill Withers • Ain't no Sunshine [1971]

*A mineur*

Akkoorden



Ritmisch patroon **Easy Listening/Ballad/Fingerpicking**

**Intro**  $\text{||: Am | Em G :|}$  **2x**

## Couplet 1

*(geen akkoorden)* **Am Em-G Am Em-G**  
Ain't no sunshine when she's gone, it's not warm when she's away  
**Am Em Dm**  
Ain't no sunshine when she's gone, and she's always gone too long  
**Am Em-G Am** *(uit laten klinken)*  
Anytime she goes a-way

## Couplet 2

**Am Em-G Am Em-G**  
Wonder this time where she's gone, wonder if she's gonna stay  
**Am Em Dm**  
Ain't no sunshine when she's gone, and this house just ain't no home  
**Am Em-G Am** *(uitlaten klinken)*  
Anytime she goes a-way

**Tussenstuk** *(geen akkoorden, ritmisch op de klankkast kloppen)*

And I know, I know, I know, I know  
I know, I know, I know, I know  
I know, I know, I know, I know  
I know, I know, I know, I know

I know, I know, I know, I know  
I know, I know, I know, I know  
I know, I know  
Hey, I ought to leave the young thing alone

### ***Couplet 3***

(geen akkoorden)                      **Am**   **Em-G**   **Am**                      **Em-G**  
Ain't no sunshine when she's gone,                      only darkness everyday  
**Am**                      **Em**                      **Dm**  
Ain't no sunshine when she's gone, and this house just ain't no home  
                                 **Am**   **Em-G**   **Am**  
Anytime she goes a-way

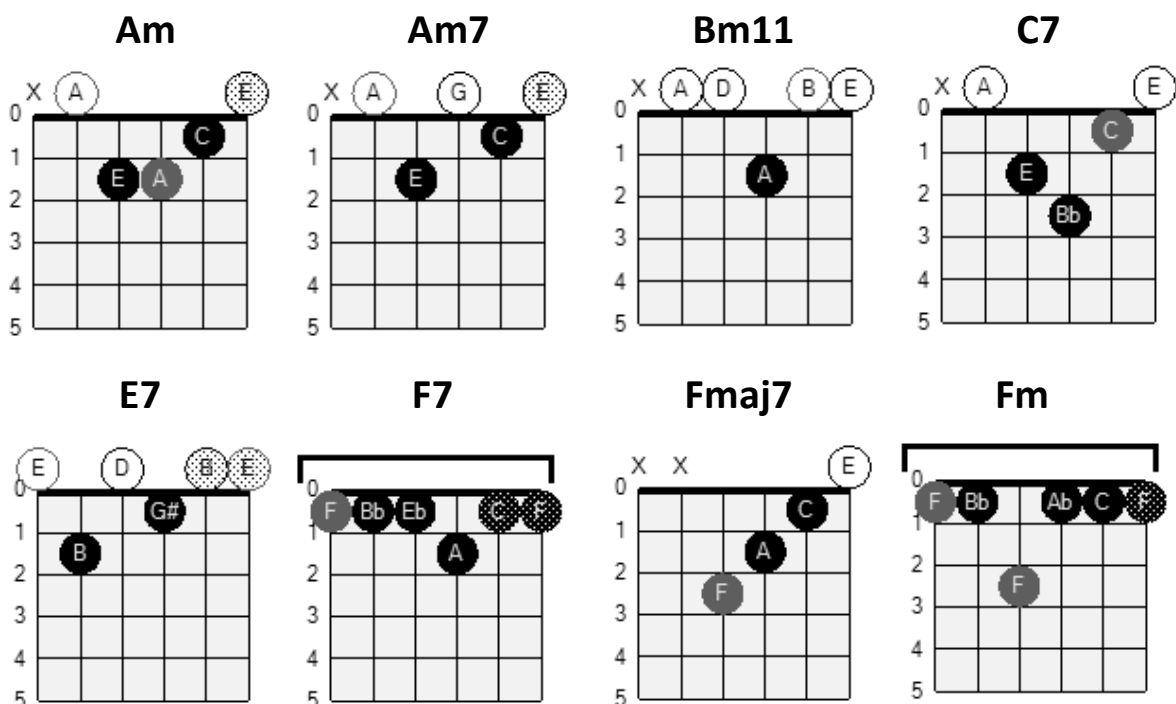
### ***Coda (spelen met fade-out)***

**Am**                      **Em-G**  
Anytime she goes away  
**Am**                      **Em-G**  
Anytime she goes away  
**Am**                      **Em-G**   **Am**  
Anytime she goes away

# Bobby Hebb • Sunny [1966]

*A mineur*

## Akkoorden



## Ritmisch patroon **Easy Listening/Ballad/Fingerpicking**

### Couplet 1

**Am** **C7** **F7** **E7**  
Sunny ... yesterday my life was filled with rain  
**Am** **C7** **F7** **E7**  
Sunny ... you smiled at me and really eased the pain  
**Am** **Am7**  
Now the dark days are done and the bright days are here  
**Fmaj7** **Fm** **Bm11** **E7** **Am**  
My Sunny one shines so sincere. Sunny one so true, I love you

### Couplet 2

**Am** **C7** **F7** **E7**  
Sunny ... thank you for the sunshine bouquet  
**Am** **C7** **F7** **E7**  
Sunny ... thank you for the love you've brought my way  
**Am** **Am7**  
You gave to me your all and all

**Fmaj7**   **Fm**   **Bm11**   **E7**   **Am**

Now I feel ten feet tall. Sunny one so true, I love you

### ***Couplet 3***

**Am**   **C7**   **F7**   **E7**

Sunny ... thank you for the truth you've let me see

**Am**   **C7**   **F7**   **E7**

Sunny ... thank you for the facts from A to Z

**Am**   **Am7**

My life was torn like wind-blown sand

**Fmaj7**   **Fm**   **Bm11**   **E7**   **Am**

Then a rock was formed when we held hands. Sunny one so true, I love you

### ***Couplet 4***

**Am**   **C7**   **F7**   **E7**

Sunny ... thank you for that smile upon your face

**Am**   **C7**   **F7**   **E7**

Mm, Sunny ... thank you for that gleam that flows with grace

**Am**   **Am7**

You're my spark of nature's fire

**Fmaj7**   **Fm**   **Bm11**   **E7**   **Am**

You're my sweet, complete desire. Sunny one so true, yes, I love you

### ***Couplet 1 (herhaling)***

### ***Coda (spelen met fade-out)***

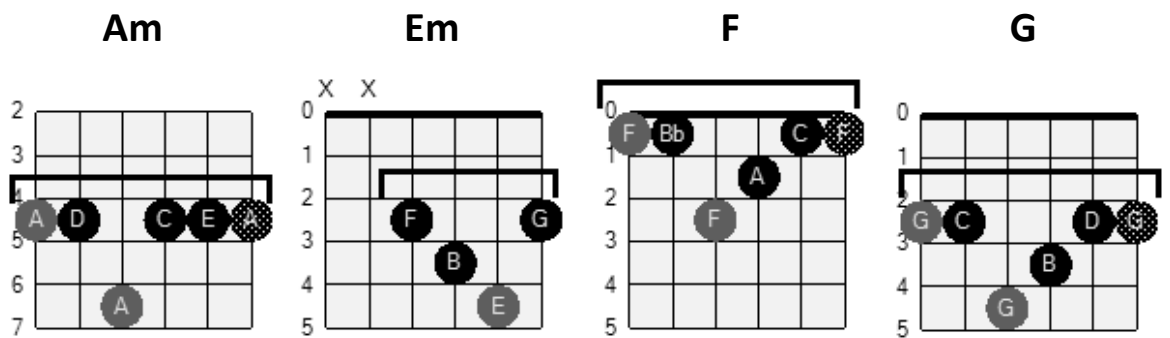
**E7**   **Am**   **E7**   **Am**   **E7**   **Am**

I love you,   I love you,   I love you ...

# Fischer Z • The Worker [1979]

*A mineur*

Akkoorden



Ritmisch patroon **Rock/Pop**

*Intro (percussie)*

## Couplet 1

**Am** **Em** **Am** **Em** **F**  
The hated journey on the train, always been the same,  
**G**  
looking out windows.

**Am** **Em** **Am** **Em** **F** **G**  
Second class and second best, oo - ooh, what a waste of time.

**Am** **Em** **Am** **Em** **F** **G**  
Sleep for five stops in a row, prepare yourself to go, Waterloo station.

**Am** **Em** **Am** **Em** **F** **G**  
Bought a '69 Capri, failed the M.O.T, what a waste of time.

## Refrein

**Am** **Em** **F** **Am** **Em** **F** **Am** **Em** **F** **Am** **Em** **F**  
The worker, the worker. The worker, the worker.

## Couplet 2

**Am** **Em** **Am** **Em** **F** **G**  
Always kiss the wife goodbye, often wonder why at seven in the morning?

**Am** **Em** **Am** **Em** **F** **G**  
Think it's time for a change, wouldn't that be strange, what a waste of time.

## ***Refrein***

### ***Solo (begeleiding)***

**2x**  
||: **Am** | **Em** | **Am** | **Em** | **F** | **G** :||

### ***Refrein (speel 2x)***

### ***Coda***

⌘ **Am** ⌘ **Am** ⌘ **Em** ⌘ **Em** ⌘ **F** ⌘ **F** ⌘ **G** ⌘ **G**

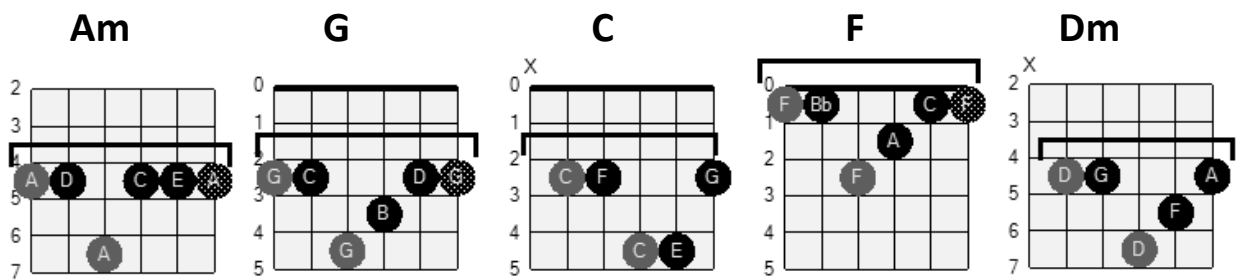
### ***Refrein (spelen met fade-out)***



# Survivor • Eye of the Tiger [1982]

*A mineur*

Akkoorden



Ritmisch patroon **Rock**

**Intro** (akkoorden downstrum ↓ spelen)

4x

||: **Am** | **Am G** | **Am** | **Am G** | **Am** | **Am G** | **F** :||

**Couplet 1**

**Am** **F** **G** **Am**  
Risin' up, back on the street, did my time, took my chances  
**Am** **F** **G** **Am**  
Went the distance, now I'm back on my feet, just a man and his will to survive

**Couplet 2**

**Am** **F** **G** **Am**  
So many times, it happens too fast, you trade your passion for glory  
**Am** **F** **G** **Am**  
Don't lose your grip on the dreams of the past, you must fight just to keep them alive

**Refrein**

**Dm** **C** **G**  
It's the eye of the tiger, it's the thrill of the fight  
**Dm** **Am- G**  
Risin' up to the challenge of our rival  
**Dm** **C** **G**  
And the last known survivor, stalks his prey in the night  
**Dm** **C** **F** **(Am)**  
And he's watchin' us all, with the eye of the tiger ...

**Tussenstuk** (speel akkoorden uit het intro)

### ***Couplet 3***

**Am**                      **F**                      **G**                      **Am**  
Face to face, out in the heat, hangin' tough, stayin' hungry  
**Am**                                      **F**                                      **G**                                      **Am**  
They stack the odds 'til we take to the street, for we kill with the skill to survive

### ***Refrein***

### ***Couplet 4***

**Am**                                      **F**                                      **G**                                      **Am**  
Risn' up, straight to the top, had the guts, got the glory  
**Am**    **F**    **G**    **Am**  
Went the distance, now I'm not gonna stop, just a man and his will to survive

### ***Refrein***

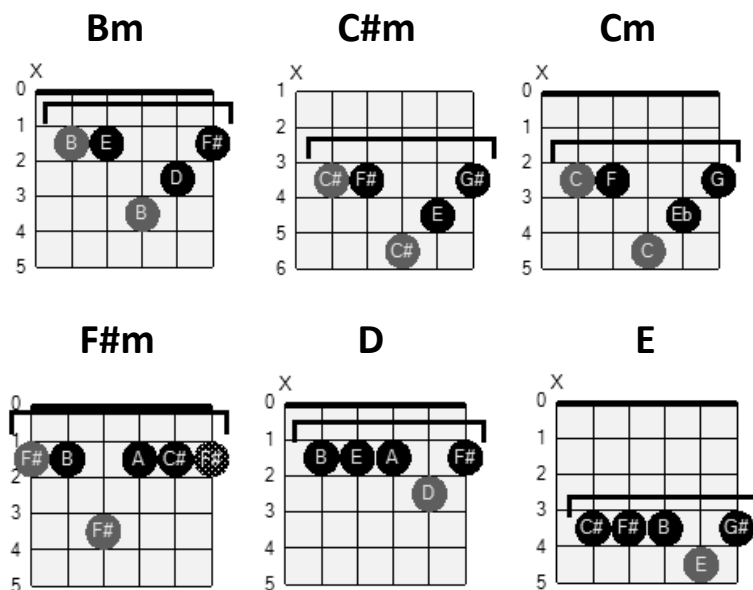
### ***Coda (ad lib herhalen, spelen met fade-out)***

||: **Am** | **Am G** | **Am** | **Am G** | **Am** | **Am G** | **F** :||  
The eye of the tiger ....

# Toto • Hold the Line [1982]

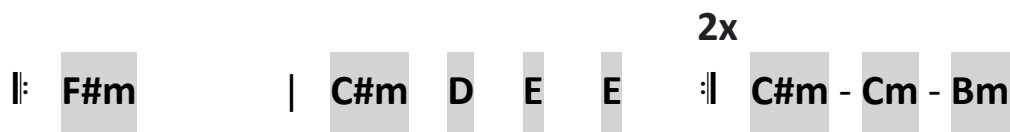
*B mineur*

Akkoorden



Ritmisch patroon **Rock**

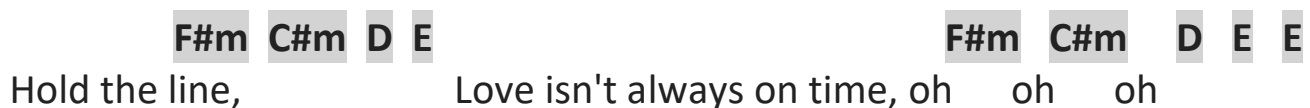
*Intro* (akkoorden downstrum ↓ spelen)



*Couplet 1*



*Refrein + Riff*



F#m C#m D E
F#m C#m D E E  
 Hold the line, Love isn't always on time, oh oh oh  
*Riff:* C#m - Cm - Bm

## Couplet 2

Bm C#m F#m *riff:* C#m - Cm - Bm  
 It's not in the words that you told me, girl  
Bm C#m F#m *riff:* C#m - Cm - Bm  
 It's not in the way you say you're mine, ooh  
Bm C#m D E *riff:* C#m - Cm - Bm  
 It's not in the way that you came back to me  
Bm C#m D E *riff:* C#m - Cm - Bm  
 It's not in the way that your love set me free  
Bm C#m D E  
 It's not in the way you look or the things that you say that you'll do

## Refrein + Riff

### Couplet 2 (herhaling)

### Coda (ad lib herhalen, spelen met fade-out)

F#m C#m D E
F#m C#m D E E  
 Hold the line, Love isn't always on time, oh oh oh  
F#m C#m D E
F#m C#m D E E  
 Hold the line, Love isn't always on time, oh oh oh  
F#m C#m D E
F#m C#m D E E  
 Hold the line, Love isn't always on time, oh oh oh  
F#m C#m D E
F#m C#m D E E  
 Hold the line, Love isn't always on time,  
F#m C#m D E  
 Love isn't always on time  
F#m C#m D E  
 Love isn't always on time  
F#m C#m D E
E C#m Cm Bm  
 Love isn't always on time, whoa oh oh oh

# The Real Thing • You to Me Are Everything [1976]

*C majeur*

Akkoorden

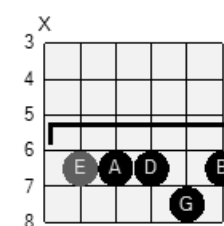
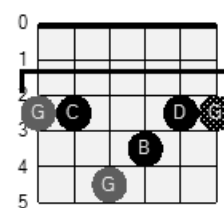
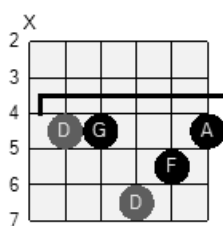
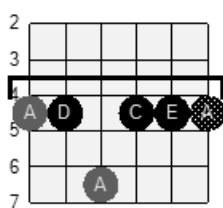
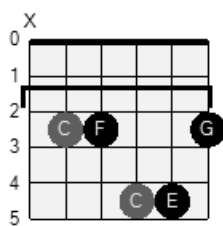
**C**

**Am**

**Dm**

**G**

**Em7**



Ritmisch patroon **Soul/Funky/Disco**

**Intro**

**2x**

I: **C** | **Am** | **Dm** | **G** :||

**Couplet 1 + 2**

**C**

Hmmm, I would take the stars out of the sky for you

**Am**

Stop the rain from falling if you asked me to

**Dm**

**Am**

I'd do anything for you, your wish is my command

**Dm**

**G**

I could move a mountain when your hand is in my hand, mm

**C**

Words cannot express how much you mean to me

**Am**

There must be some other way to make you see

**Dm**

**Am**

If it takes my heart and soul, you know I'd pay the price

**Dm**

**G**

Everything that I possess I'd gladly sacrifice

**Refrein**

**C**

**Am**

Oh, you to me are everything, the sweetest song that I could sing

**Dm**

**G**

**C**

Oh baby, oh baby. To you, I guess I'm just a clown,

**Am** **Dm** **G**  
who picks you up each time you're down. Oh baby, oh baby

### ***Post-refrein***

**Dm** **Em7**  
You give me just a taste of love to build my hopes upon  
**Dm** **G**  
You know you've got the power, girl, to keep me holding on  
**C** **Am** **Dm** **G** **C**  
So now you've got the best of me, come on and take the rest of me, Oh baby  
| **Am** | **Em7** | **Am** |

### ***Couplet 3***

**C**  
Hmmm, though you're so close to me, we seem so far apart  
**Am**  
Maybe given time, you'll have a change of heart  
**Dm** **Am**  
If it takes forever, girl, then I'm prepared to wait  
**Dm** **G**  
The day you give your love to me won't be a day too late

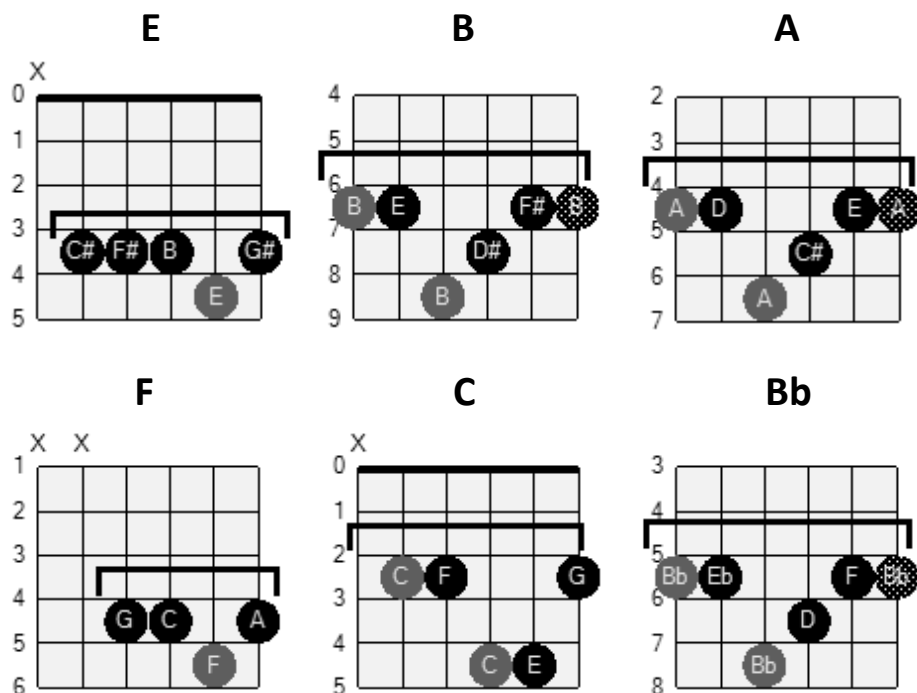
### ***Refrein + Post-refrein***

***Coda = Refrein (ad lib herhalen, spelen met fade-out)***

# Hello • New York Groove [1975]

*E majeur / Fmajeur*

Akkoorden



Ritmisch patroon **Funky**

**Intro** 4x (spelen met palm mute)

||: **E** :||

## Couplet 1

**E** It's been a year since I was here ..... on the street I'm just passing my time away **B**  
**A** To the left and to the right a town of stone grows to the sky  
**E** and it's out of sight .... in a fading light. **B** Ooh, here I am again in the city **E**  
 With a fist full of dollars and baby you gotta believe

## Refrein 1

**E** **A** 3x  
 ||: I'm back, back in the New York Groove :||



**E** **F** (*modulatie*)  
I'm back (in the New York Groove, in the New York Groove)

### ***Couplet 2***

**F** **C**  
In the back of a Cadillac ..... with a lady by my side, tell you where I'll be .....  
**Bb** **F**  
stop at third and forty three, dance into the night it's gonna be ecstasy,  
**C**  
this day was made for me.  
**F**  
Ooh, I feel so good tonight, who cares about tomorrow.

### ***Refrein 2***

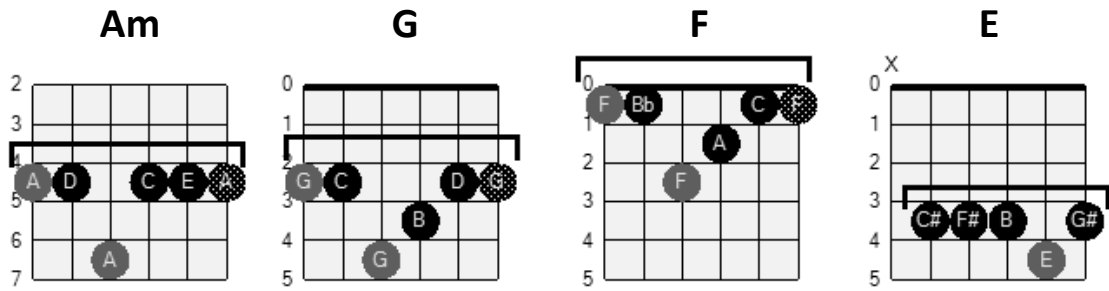
**F** **Bb** **3x**  
||: I'm back, back in the New York Groove :||  
**F**  
I'm back (in the New York Groove, in the New York Groove)

**Coda = Refrein 2** (*ad lib herhalen, spelen met fade-out*)

# Ray Charles • Hit The Road Jack [1961]

*A mineur*

Akkoorden



Ritmisch patroon **Soul/Rhythm & Blues**

**Intro**

2x

I: **Am** | **G** | **F** | **E** :||

**Refrein**

**Am** **G** **F** **E** **Am** **G** **F** **E**

Hit the road Jack and don't you come back no more, no more, no more, no more.

**Am** **G** **F** **E** **Am** **G** **F** **E**

Hit the road Jack and don't you come back no more. (What you say?)

**Am** **G** **F** **E** **Am** **G** **F** **E**

Hit the road Jack and don't you come back no more, no more, no more, no more.

**Am** **G** **F** **E** **Am** **G** **F** **E**

Hit the road Jack and don't you come back no more.

**Couplet 1**

**Am** **G** **F** **E**

Oh woman, oh woman, don't ya treat me so mean,

**Am** **G** **F** **E**

You're the meanest old woman I've ever seen.

**Am** **G** **F** **E**

I guess if you say sooooo

**Am** **G** **F** **E**

I'll have to pack my things and go

**Refrein**

## ***Couplet 2***

**Am** **G** **F** **E**  
Now baby, listen baby, don't ya treat me this way

**Am** **G** **F** **E**  
'Cause I'll be back on my feet some day

**Am** **G** **F** **E**  
(Don't care if you do 'cause it's understood)

**Am** **G** **F** **E**  
(You ain't got no money, you just ain't no good)

**Am** **G** **F** **E**  
Well, I guess if you say so,  
**Am** **G** **F** **E**  
I'll have to pack my things and go (that's right)

## ***Refrein (speel 2x)***

## ***Coda (ad lib herhalen, spelen met fade-out)***

**||: Am | G | F | E :||**

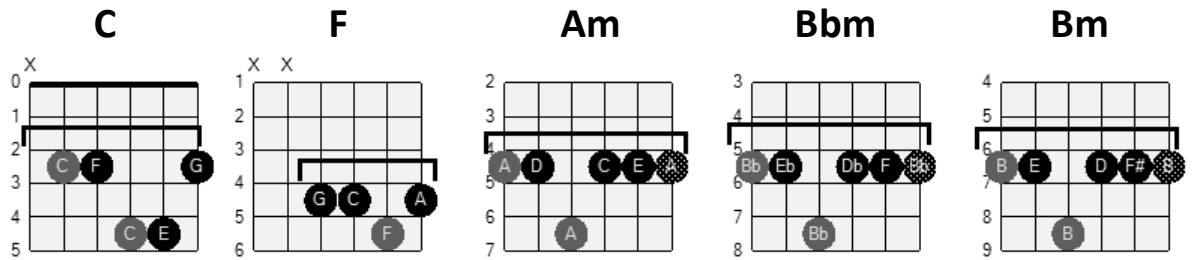
*Eventueel tijdens coda gesproken woorden:*

I didn't understand you	(don't you come back no more)
You can't mean that	(don't you come back no more)
Oh, now baby, please	(don't you come back no more)
What you tryin' to do to me?	(don't you come back no more)
Oh, don't treat me like that	(don't you come back no more)

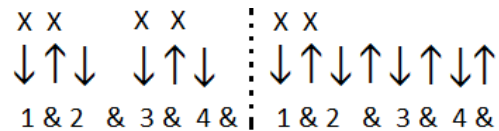
# Bob and Earl • Harlem Shuffle [1964]

*A mineur / Bb mineur / B mineur*

Akkoorden



Ritmisch patroon **Soul/Rhythm & Blues**



**Intro**



**Couplet 1**

**Am**

You move it to the left ..... yeah, and you go for yourself

**Am**

You move it to the right ..... Yeah, if it takes all night

**Bbm**

Now take it kinda slow ..... with a whole lot of soul

**Am**

Don't move it too fast ..... and make it last

**Couplet 2**

**Am**

You know you scratch ..... just like a monkey ... Yeah, you do ... real ... yeah

**Am**

You sl-i-i-i-de into the limbo ... Yeah, how low can you go?

**Bbm**

But oh, come on, baby ..... I don't want you to scuffle now

**Am**

You just gro-o-o-o-o-ve it right here to the Harlem shuffle

## ***Refrein***

**Am**

Yeah, yeah, yeah ... do the Harlem shuffle (Oh, do the monkey shine)

**Am**

Yeah, yeah, yeah ... do the Harlem shuffle

## ***Tussenstuk***

**Bbm**

**Am**

**Bbm**

Waaaaaaaah, waaaaaa - aaaaa - aaah aaaah aaaah, Waaaaa - aaaahh

## ***Couplet 3***

**Bbm**

Hitch ..... hitch-hike, baby, across the floor

**Bbm**

Whoa, whoa, whoa ... I can't stand it no more

**Bm**

Now come on, baby ..... now get into your slide

**Bbm**

We're gonna ride, ride, ride ..... little pony ride ..... yeah

## ***Coda (spelen met fade-out)***

**Bbm**

Shake, shake, shake ..... shake a tail feather, baby (oooh!)

**Bbm**

Shake, shake, shake ..... shake a tail feather, baby (oooh! one more time)

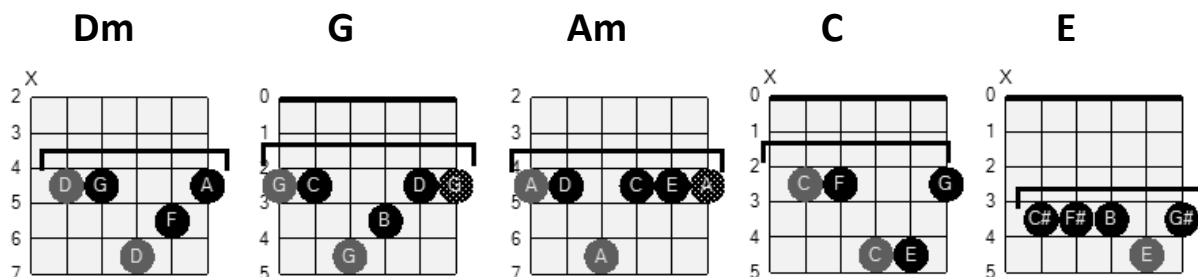
**Bbm**

Shake, shake, shake ..... do the monkey-time, baby

# Sting • Englishman in New York [1987]

*D mineur*

Akkoorden



Ritmisch patroon **Reggae**

*Intro*

2x

||: **Dm** **G** | **Am** :||

*Couplet 1*

**Dm** **G** **Am** **Dm** **G** **Am**  
 I don't drink coffee I take tea my dear, I like my toast done on one side  
**Dm** **G** **Am** **Dm** **G** **Am**  
 And you can hear it in my accent when I talk, I'm an Englishman in New York  
**Dm** **G** **Am** **Dm** **G** **Am**  
 See me walking down Fifth Avenue, a walking cane here at my side  
**Dm** **G** **Am** **Dm** **G** **Am**  
 I take it everywhere I walk, I'm an Englishman in New York

*Refrein*

2x

**Dm** **G** **Am** **Dm** **G** **Am**  
 ||: I'm an alien I'm a legal alien I'm an Englishman in New York :||

*Couplet 2*

**Dm** **G** **Am** **Dm** **G** **Am**  
 If, "Manners maketh man" as someone said, then he's the hero of the day  
**Dm** **G** **Am** **Dm**  
 It takes a man to suffer ignorance and smile, be yourself no matter  
**G** **Am**  
 what they say

## Refrein

## ***Tussenstuk***

C G Am E  
Modesty, propriety can lead to notoriety, You could end up as the only one  
Am G  
Gentleness, sobriety are rare in this society  
E Am  
At night a candle's brighter than the sun

### ***Couplet 3***

**Dm** **G** **Am**  
Takes more than combat gear to make a man

**Dm** **G** **Am**  
Takes more than a license for a gun

**Dm** **G** **Am**  
Confront your enemies, avoid them when you can

**Dm** **G** **Am**  
A gentleman will walk but never run

**Dm** **G** **Am** **Dm** **G** **Am**  
If, "Manners maketh man" as someone said, then he's the hero of the day

**Dm** **G** **Am**  
It takes a man to suffer ignorance and smile

**Dm** **G** **Am**  
Be yourself no matter what they say

**Dm** **G** **Am**  
Be yourself no matter what they say

**Dm** **G** **Am**  
Be yourself no matter what they say

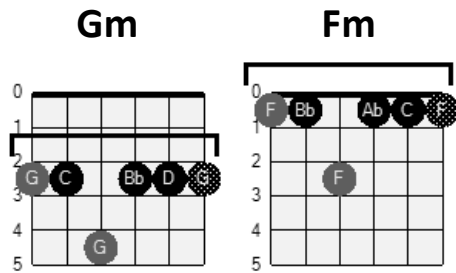
### **Refrein** (spelen met fade-out)



# Black Slate • Amigo [1981]

*G mineur*

Akkoorden



Ritmisch patroon **Reggae**

## Intro

||: **Gm** | **Fm** :|| 4x ||: **Gm** | ↓ **Fm** [*n.c.*] :|| 2x

## Refrein 1

**Gm** **Fm** **Gm** **Fm**  
A-migo, Amigo ... Amigo, who, A-migo, Amigo ... Amigo, who.  
**Gm** **Fm** 2x  
||: A-migo, migo, migo, migo, whoo-hoo-hoo, :||

## Couplet

**Gm** **Fm** **Gm**  
Jah nah go, nah go mis-lead you, now, (shoop, shoop, wahoo-wa).  
**Fm** **Gm**  
Him nah go, nah go mis-treat you, now, (shoop, shoop, wahoo-wa).  
**Fm** **Gm**  
Leave it to Jah and he will guide you on, (shoop, shoop, wahoo-wa).  
**Fm** **Gm** **Gm**  
Just have faith; he'll show you the way to go, (shoop, shoop, wahoo-wa).  
**Fm** **Gm** **Fm**  
Oh, no, wahoo-wa, (shoop, shoop, wahoo-wa), oh, no, wahoo-wa.

## Refrein 2

**Gm** **Fm** **Gm** **Fm**  
A-migo, Amigo ... Amigo, who, A-migo, Amigo ... Amigo, who.

## Couplet

**Gm** **Fm** **Gm**  
Jah nah go, nah go mis-lead you, now, (shoop, shoop, wahoo-wa).  
**Fm** **Gm**  
Him nah go, nah go mis-treat you, now, (shoop, shoop, wahoo-wa).  
**Fm** **Gm**  
Just have faith, and Jah will guide you on, (shoop, shoop, wahoo-wa).  
**Fm** **Gm**  
Leave it to Jah; he'll be your chape-rone, (shoop, shoop, wahoo-wa).  
**Fm** **Gm** **Fm**  
Oh, no, wahoo-wa, (shoop, shoop, wahoo-wa), oh, no, wahoo-wa.

### ***Refrein 3***

**Gm**                      **Fm**                      **Gm**                      **Fm**  
A-migo, Amigo ... Amigo, who,      A-migo, Amigo ... Amigo, who.  
**Gm**                      **Fm**                      [n.c.]                      **2x**  
||: A-migo, migo, migo, migo, whoo-hoo-hoo, :||

## ***Begeleiding tijdens solo***

||: **Gm** | **Fm**      6x      ||: **Gm** | ↓ **Fm** [*n.c.*] :||      2x

### **Refrein 1**

**Coda** (spelen met fade-out)

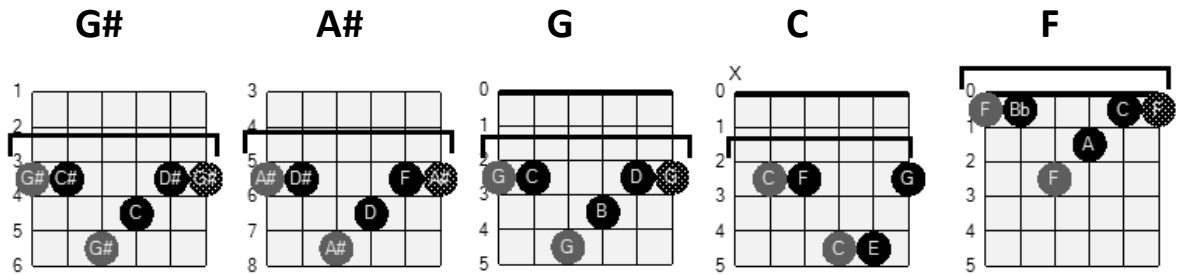
**Gm** **Fm** **Gm**  
Jah nah go, nah go mis-lead you, now, (shoop, shoop, wahoo-wa).

**Fm** **Gm**  
Him nah go, nah go mis-treat you, now, (shoop, shoop, wahoo-wa).

# Jimmy Cliff • Reggae Night [1983]

*C majeur*

Akkoorden



Ritmisch patroon **Reggae**

**Intro** | ↓ **G#** | ↓ **A#** | ↓ **G#** | ↓ **A#** | ↓ **G** ↓ **G** ↓ **G** ↓ **G** |  
 | **C** | **F** | **C** | **F** | **C** | **F** | **G** | ↓ **F** ↓ **F** ↓ **F** ↓ **G** |

## Refrein

**C** **F** **C** **F**  
 Reggae night, we come together when the feelin's right  
**C** **F** **C** | ↓ **F** ↓ **F** ↓ **F** ↓ **G** |  
 Reggae night, and we'll be jammin' till the morning light!

## Couplet

**C** **F** **C** **F**  
 Penny Reel just called, got to get my things, got to catch this ride  
**C** **F** **C**  
 Gotta look my best because I know there'll be mashin' up tonight  
 | ↓ **F** ↓ **F** ↓ **F** ↓ **F** |  
 ohou!

## Brugstuk 1

**G#** **A#**  
 You will find it happens only once a year  
**G#** ↓ **G** ↓ **G** ↓ **G** ↓ **G**  
 So don't miss out, on this sunshine year  
 | **C** | **F** | **C** | **F** | **C** | **F** | **C** | ↓ **F** ↓ **F** ↓ **F** ↓ **F** |

### ***Couplet***

**C** **F** **C**  
There'll be people comin' from the North and South and East and West  
**F**  
So you better look your best, man  
**C** **F**  
Now, lightnin' strikes at eight, so you better not be late  
**C** **F**  
For this rub-a-dubbin', rockin', jammin', fun, fun, lovin',  
| ↓ **F** ↓ **F** ↓ **F** ↓ **F** |  
Yeah!

### ***Refrein***

#### ***Brugstuk 2***

**G#** **A#** **G#** **A#**  
You will find it happens only once a year, so take advantage of this festive cheer  
**G#** **A#**  
Make we bring we family and let's tell some friends  
**G#** ↓**G** ↓**G** ↓**G** ↓**G**  
And everyone will have a jam, jam, session  
| **C** | **F** | **C** | **F** | **C** | **F** | **C** | ↓ **F** ↓ **F** ↓ **F** ↓ **F** |  
| **C** | **F** | **C** | **F** | **C** | **F** | **C** | ↓ **F** ↓ **F** ↓ **F** ↓ **G** |

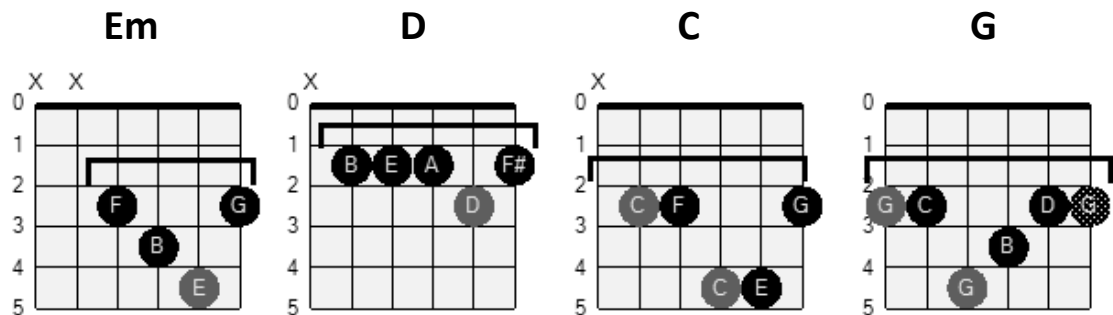
### ***Coda (blijven herhalen en spelen met fade-out)***

**C** **F** **3x**  
||: Oooh – hooo – hooo .... Reggae nights :||  
**C** ↓**F** ↓**F** ↓**F** ↓**F**  
Oooh – hooo – hooo .... Reg-gae nig-hts

# Jon Secada • Just Another Day [1992]

*G majeur*

Akkoorden



Ritmisch patroon **Pop/Disco**



**Intro** | Em | G | G | D | C | C | G | Em | D | C | D | D | G |

Em G D C

Mornings alone ... Ooohooohoo ... when you come home ... I breathe a little faster

## Couplet

C G Em  
every time we together (oooooooooh whooooooooo)

D C G Em  
it'd never been the same if you're not here

D C D - G - D  
how can you stay away, away so long

C G D  
why can we stay together (oooooooooh whooooooooo)

C  
just gimme' a reason gimme' a reason

## Refrein

G D Em D C  
I, I don't wanna say it I don't wanna find another way

G D  
Make it through the day without you

G D Em D C  
I, I can't resist Trying to find exactly what I miss



# Rolling Stones • Miss You [1978]

*A mineur*

Akkoorden

**Am7**

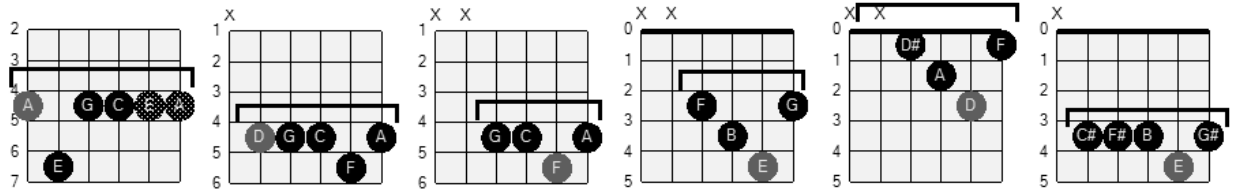
**Dm7**

**F**

**Em**


**Dm**

**E**



Ritmisch patroon **Pop/Funky**

*Introductie*



*Couplet*

**Am7**

**Dm7**

I've been holding out so long I've been sleeping all alone Lord I miss you

**Am7**

**Dm7**

I've been hanging on the phone I've been sleeping all alone I want to kiss you, sometimes

*Refrein 1*

**Am7**

Oooh oooh oooh oooh oooh oooh oooh Oooh oooh oooh oooh oooh oooh oooh

**Dm7**

Oooh oooh oooh oooh

**Am7**

Oooh oooh oooh oooh oooh oooh oooh Oooh oooh oooh oooh oooh oooh oooh

**Dm7**

Oooh oooh oooh oooh

*Couplet*

**Am7**

**Dm7**

Well, I've been haunted in my sleep You've been starring in my dreams Lord I miss you

**Am7**

**Dm7**

I've been waiting in the hall Been waiting on your call When the phone rings

**Am7**

It's just some friends of mine that say, "Hey, what's the matter man?"

We're gonna come around at twelve, With some Puerto Rican girls

**Dm7**

**Am7**

that are just dyin' to meet you. We're gonna bring a case of wine

**Dm7**

Hey, let's go mess and fool around, you know, like we used to"

**Refrein 2** (Gebruik in plaats van *Oooh oooh oooh » Aaah aaah aaah*)

**Brugstuk**

<b>F</b>	<b>Em</b>		<b>Dm</b>		<b>F</b>	<b>Em</b>		<b>Dm</b>
Oh everybody waits so long				Oh baby why you wait so long				
	<b>E</b> ↓↓		<b>E</b> ↓↓		<b>Am7</b>		<b>Dm7</b>	
Won't you come on! Come on!				Aaaaahh				

**Couplet** (*gesproken*)

<b>Am7</b>		<b>Dm7</b>
I've been walking in Central Park Singing after dark People think I'm crazy		
<b>Am7</b>		
I've been stumbling on my feet Shuffling through the street		
<b>Dm7</b>		
Asking people, "What's the matter with you boy?"		
<b>Am7</b>		<b>Dm7</b>
Sometimes I want to say to myself Sometimes I say		

**Refrein 1 + Tussenspel** | **Am7** | **Am7** | **Dm7** | (*tussenspel 2x*)

**Couplet**

<b>Am7</b>		<b>Dm7</b>
I guess I'm lying to myself It's just you and no one else Lord I won't miss you child		
<b>Am7</b>		<b>Dm7</b>
You've been blotting out my mind Fooling on my time No, I won't miss you, baby, yeah		
<b>Am7</b>	<b>Dm7</b>	
Lord, I miss you child		

**Refrein 3** (*3x herhalen*)

<b>Am7</b>
Aaah aaah aaah aaah aaah aaah Aaah aaah aaah aaah aaah aaah
<b>Dm7</b>
Aaah aaah aaah aaah
<b>Am7</b>
Aaah aaah aaah aaah aaah aaah Aaah aaah aaah aaah aaah aaah
<b>Dm7</b>
Aaah aaah aaah aaah
Lord, I miss you child

**Coda** (*blijven herhalen en spelen met fade-out*)

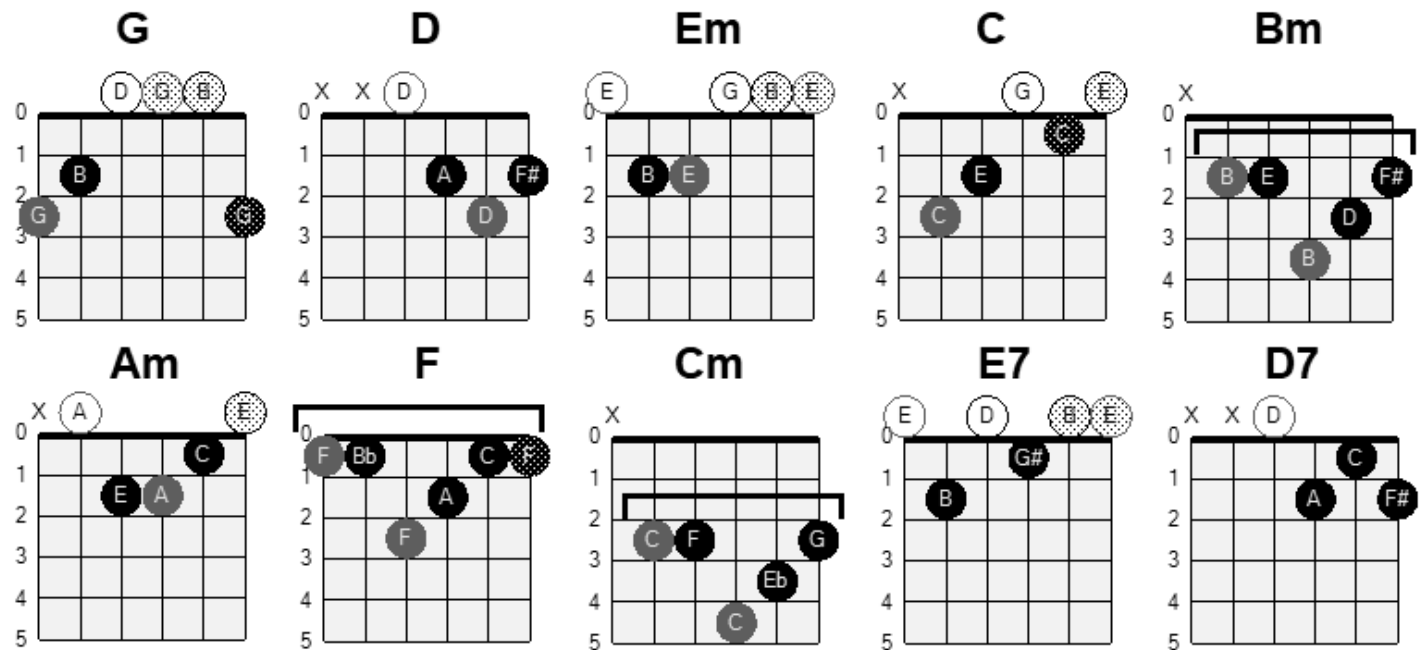
| **Am7** | **Am7** | **Dm7** |



# Peter Frampton • Baby I love Your Way [1975]

G majeur

Akkoorden



Ritmisch patroon **Ballad**

**Introductie** | G | D | Em | C | Bm | Am | D |

**Couplet**

G D Em C F  
 Shadows grow so long before my eyes ... and they're moving across the page  
 G D Em C Cm  
 Suddenly, the day turns into night ... far away from the city

**Pre-Refrein**

Bm E7 Am D7  
 Don't hesitate, cause your love won't wait

**Refrein**

G D Am C G D Am C  
 Ooh, baby, I love your way ... Wanna tell you I love your way  
 G D Am C  
 Wanna be with you night and day, ay

**Brugstuk** | G | D | Em | C | Bm | Am | D |

***Couplet***

G D Em C F  
Moon appears to shine and light the sky ... with the help of some fireflies

G D Em  
I wonder how they have the power to shine, shine, shine

C Cm  
I can see them under the pine

***Pre-Refrein + Refrein***

***Pre-Refrein***

***Couplet***

G D Em C F  
I can see the sunset in your eyes ... brown and gray, and blue besides

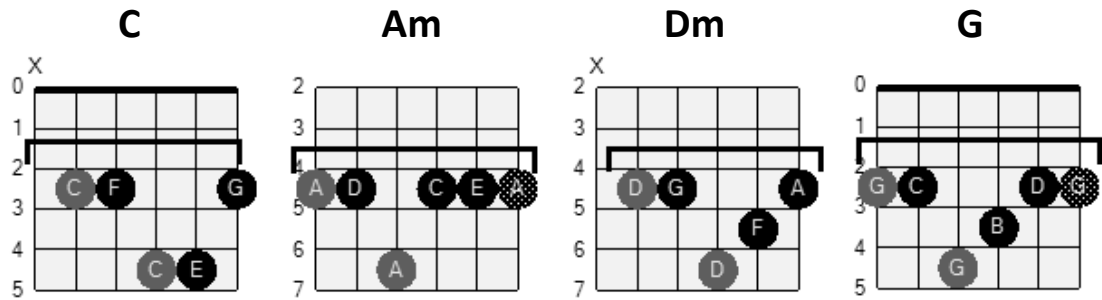
G D Em C Cm  
Clouds are stalking islands in the sun ... I wish I could buy one ... out of season

***Pre-Refrein + Refrein (herhalen met fade-out)***

# Inner Circle • Sweat (A La La La La Long) [1992]

*C majeur*

Akkoorden



Ritmisch patroon **Reggae**

## Intro

**C** **Am** **Dm** **G** **C**  
A la la la la long ... A la la la la long ... A la la la la long long li long long long  
**Am** **Dm** **G** **C**  
A la la la la long ... A la la la la long ... A la la la la long long li long long long

## Couplet

**C** **Am** **Dm** **G**  
Standing across the room I saw you smile  
**C** **Am** **Dm** **G**  
Said I wanna talk to you for a little while  
**C** **Am** **Dm** **G**  
But before I make my move my emotion starts running wild  
**C** **Am** **Dm** **G** **C** **Am - Dm**  
My tongue gets tied and that no lie .... Looking in your eyes  
**G** **C**  
Looking in your big brown eyes  
**Am** **Dm** **G**  
Ooh girl And I've got this to say to you Yeah!

## Refrein

**C** **Am** **Dm** **G**  
Girl I want to make you sweat ... sweat till you cant sweat no more  
**C** **Am** **Dm** **G** **C**  
And if you cry out ... I'm gonna push it ... Push it push it some more  
**C** **Am** **Dm** **G**  
Girl I want to make you sweat ... sweat till you cant sweat no more

**C**                **Am**                **Dm**                                **G**                                **C**  
 And if you cry out ... I'm gonna push it ... Push it push it some more  
                  **Am**                                **Dm**                                **G**                                **C**  
 A la la la la long ... A la la la la long ... A la la la la long long li long long long  
                  **Am**                                **Dm**                                **G**                                **C**  
 A la la la la long ... A la la la la long ... A la la la la long long li long long long

### ***Couplet***

**C**                                **Am**                **Dm**                **G**  
 So I said to myself if she love me or no  
**C**                                **Am**                **Dm**                **G**  
 But the drag I know our love is here to stay  
                  **C**                                **Am**                                **Dm**                                **G**  
 With a little bit of this and a little bit of that, the lyrics go under your tak  
**C**                                **Am**                **Dm**                **G**                                **C**                **Am - Dm**  
 My tongue gets tied and that no lie .... Looking in your eyes  
**G**    **C**  
 Looking in your big brown eyes  
                  **Am**                                **Dm**                                **G**  
 Ooh girl And I've got this to say to you Yeah!

### ***Refrein***

### ***Brugstuk***

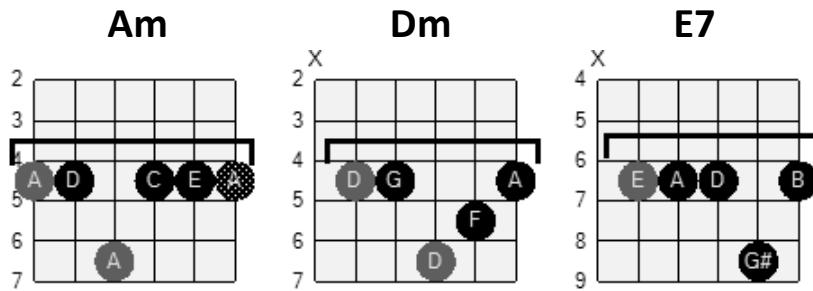
**Am**                                **Dm**                                **G**                                **C**  
 A la la la la long ... A la la la la long ... A la la la la long long li long long long  
                  **Am**                                **Dm**                                **G**                                **C**  
 A la la la la long ... A la la la la long ... A la la la la long long li long long long  
 | **Am** | **Dm** | **G** | **C** | **Am** | **Dm** | (2x spelen)  
**C**    **G**    **C**  
 .... Eeeyees .... Looking in your eyes ... Looking in your big brown eyes  
                  **Am**                                **Dm**                                **G**  
 Ooh girl And I've got this to say to you Yeah!

### ***Refrein (herhalen met fade-out)***

# Steve Miller Band • Abracadabra [1982]

*A mineur*

Akkoorden



Ritmisch patroon **Pop/Rock**

**Intro** **2x** (of 8x Am)

## Couplet 1

<b>Am</b>	<b>Dm</b>	<b>E7</b>	<b>Am</b>
I heat up, I can't cool down		You got me spinnin' 'round and 'round	
<b>Am</b>	<b>Dm</b>	<b>E7</b>	<b>Am</b>
'Round and 'round and 'round it goes		Where it stops nobody knows	
<b>Am</b>	<b>Dm</b>	<b>E7</b>	<b>Am</b>
Every time you call my name		I heat up like a burnin' flame	
<b>Am</b>	<b>Dm</b>	<b>E7</b>	<b>E7</b>
Burnin' flame full of desire		Kiss me, baby, let the fire get higher	

## Refrein

<b>Am</b>	<b>Dm</b>	<b>E7</b>	<b>Am</b>
Abra-abra-cadabra		I wanna reach out and grab ya	
<b>Am</b>	<b>Dm</b>	<b>E7</b>	<b>Am</b>
Abra-abra-cadabra		Abracadabra	

## Couplet 2

<b>Am</b>	<b>Dm</b>	<b>E7</b>	<b>Am</b>
You make me hot, you make me sigh		You make me laugh, you make me cry	
<b>Am</b>	<b>Dm</b>	<b>E7</b>	<b>Am</b>
Keep me burnin' for your love		With the touch of a velvet glove	

## Refrein

### Couplet 3

<b>Am</b> I feel the magic in your caress	<b>Dm</b> Silk and satin, leather and lace	<b>E7</b> I feel magic when I touch your dress	<b>Am</b> Black panties with an angel's face
<b>Am</b> I can see magic in your eyes	<b>Dm</b> Just when I think I'm gonna get away	<b>E7</b> I hear the magic in your sighs	<b>Am</b> I hear those words that you always say

### Refrein


#### Couplet 1 (herhaling)

#### Solo (begeleiding)

	<b>Am</b>		<b>Dm</b>		<b>E7</b>		<b>Am</b>		<b>3x</b>			
	<b>Am</b>		<b>Dm</b>		<b>E7</b>		<b>E7</b>		<b>E7</b>		<b>E7</b>	
	<b>Am</b>		<b>Am</b>		<b>Am</b>		<b>Am</b>					

#### Brugstuk (3x herhalen)

<b>Am</b> I heat up, I can't cool down	<b>Am</b> My situation goes 'round and 'round
---	--



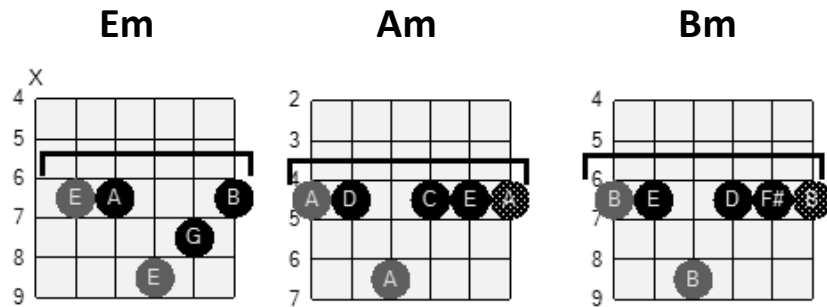
#### Coda (herhalen met fade-out)

<b>Am</b> I heat up (I heat up), I can't cool down (I can't cool down)	<b>Am</b> My situation goes 'round and 'round ('Round and 'round)
---	--

## Rose Royce • Wishing on a Star [1985]

*A mineur*

Akkoorden



Ritmisch patroon **Ballad**

**Refrein** (speel 1<sup>ste</sup> keer gebroken akkoorden, evt. wah-effect, speel 2<sup>de</sup> keer ballad-stijl)

<b>Em</b>	<b>Em</b>	<b>Am</b>
I'm wishing on a star	To follow where you are	
<b>Em</b>	<b>Em</b>	<b>Am</b>
I'm wishing on a dream	To follow what it means	

**Post-refrein 1**

<b>Bm</b>	<b>Am</b>	<b>Bm</b>	<b>Am</b>
And I wish on all the rainbows that I see	I wish on all the people who really dream		
<b>Bm</b>	<b>Am</b>		
And I'm wishin' on tomorrow, praying it'll come			
<b>Bm</b>	<b>Am</b>		
And I'm wishin' on all the lovin' we've ever done			

**Couplet**

<b>Em</b>	<b>Am</b>	<b>Em</b>
I never thought I'd see	A time when you would be	So far away from home
<b>Am</b>	<b>Bm</b>	<b>Am</b>
So far away from me	Just think of all the moments that we spent	
<b>Bm</b>	<b>Am</b>	
I just can't let you go, for me you were meant		
<b>Bm</b>	<b>Am</b>	
And I didn't mean to hurt you, but I know		
<b>Bm</b>	<b>Am</b>	
That in the game of lovin', you reap what you sow		

## **Brugstuk 1 (2x)**

**Am** **Bm** **Am** **Bm**  
I feel it's time we should make up, baby I feel it's time for us to get back together  
**Am** **Em**  
And make the best of things, oh, baby, when we're together  
**Am** **Bm**  
Whether or never

## **Refrein**

### **Post-Refrein 2**

**Bm** **Am** **Bm** **Am**  
And I wish on all the rainbows that I see I wish on all the people we ever greeted  
**Bm** **Am**  
And I'm hopin' on all the days to come and days to go  
**Bm** **Am**  
And I'm hopin' on days of lovin' you-u-u-u-u so

## **Refrein**

### **Coda** (uptempo funk ritme, herhalen met fade-out)

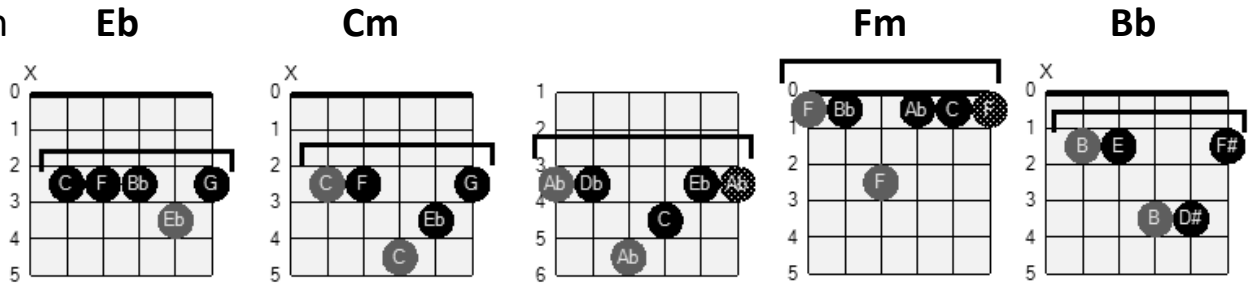
**Em** **Em** **Am** **Em**  
I'm wishing on a star To follow where you are I'm wishing on a dream  
**Bm** **Am**  
And I wish on all the rainbows that I see  
**Em** **Em** **Am**  
I'm wishing on a star, Whoa-oh To follow where you are  
**Em**  
I'm wishing on a star, O-o-o-oh  
**Bm** **Am**  
To follow wherever you might be



# Little Eva • The Loco-Motion [1962]

*E♭ majeur*

Akkoorden



Ritmisch patroon **Swing** | **Pop**

**Intro** | **E♭** | **E♭** |

## **Couplet**

**E♭** **Cm**  
Everybody's doin' a brand new dance, now

**E♭** **Cm**  
(Come on, baby, do the Loco-Motion)

**E♭** **Cm**  
I know you'll get to like it if you give it a chance now

**E♭** **Cm**  
(Come on, baby, do the Loco-Motion)

**Ab** **Fm** **Ab** **Fm**  
My little baby sister can do it with ease It's easier than learnin' your ABCs

**E♭** **B♭** **E♭**  
So come on, come on Do the Loco-Motion with me

## **Refrein**

**E♭** **Ab**  
You gotta swing your hips, now, come on, baby

**E♭** **B♭**  
Jump up, hmmmm, jump back Oh well, I think you've got the knack

## **Couplet**

**E♭** **Cm**  
Now that you can do it, let's make a chain, now

**E♭** **Cm**  
(Come on, baby, do the Loco-Motion)

**Eb** **Cm**  
 A chugga-chugga motion like a railroad train, now  
**Eb** **Cm**  
 (Come on, baby, do the Loco-Motion)  
**Ab** **Fm** **Ab** **Fm**  
 Do it nice and easy, now, don't lose control A little bit of rhythm and a lot of soul  
**Eb** **Bb** **Eb**  
 Come on, come on Do the Loco-Motion with me

**Instrumentaal** (*akkoorden refrein zonder tekst, begeleiding saxofoon solo*)

| **Eb** | **Ab** | **Eb** | **Bb** |  
 Yeah, yeah, yeah, yeah

### **Couplet**

**Eb** **Cm**  
 Move around the floor in a Loco-Motion  
**Eb** **Cm**  
 (Come on, baby, do the Loco-Motion)  
**Eb** **Cm**  
 Do it holding hands if you get the notion  
**Eb** **Cm**  
 (Come on, baby, do the Loco-Motion)  
**Ab** **Fm**  
 There's never been a dance that's so easy to do  
**Ab** **Fm**  
 It even makes you happy when you're feelin' blue  
**Eb** **Bb** **Eb**  
 So come on, come on Do the Loco-Motion with me

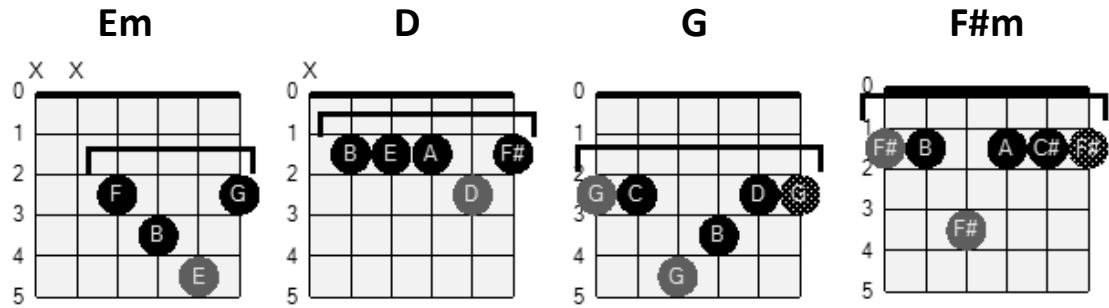
### **Coda** (*herhalen met fade-out*)

**Eb** **Cm** **Eb** **Ab**  
 (Come on, do the Loco-Motion) You gotta swing your hips, now  
**Eb** **Cm** **Eb** **Ab**  
 (Come on, do the Loco-Motion) That's right You're doin' fine  
**Eb** **Cm**  
 (come on, do the Loco-Motion)

# Peter Tosh • Johnny B Goode [1983]

*E mineur*

Akkoorden



Ritmisch patroon **Reggae**

**Intro** | **Em** **D** | **Em** **D** | ↓ **Em** ↓ **G** | ↓ **F#m** ↓ **D** |  
| **Em** **D** | **Em** **D** |

**Couplet**

**Em** **D** **Em** **D**  
Deep down in Jamaica close to Mandeville  
**Em** **D** **Em** **D**  
Back up in the woods on top of a hill  
**Em** **D** **Em** **D**  
There stood an old hut made of earth and wood  
**Em** **D** **Em** **D**  
There lived a country boy named Johnny B Goode  
**Em** **D** **Em** **D**  
Never learned to read and a write so well  
**Em** **D** **Em** **D**  
But he could play his guitar like ringing a bell yell

**Refrein**

**Em** **D** **Em** **D**  
He said GO! (Go Johnny!) Johnny B. Goode tonight! Yeah  
**Em** **D** **Em** **D**  
He said GO! (Go Johnny!) Johnny B. Goode

**Couplet**

**Em** **D** **Em** **D**  
He used to carry his guitar in a gunny sack

Em D Em D  
 Sitting in a tree in the railroad track  
 Em D Em D  
 Old engineer in the train sitting in the shade  
 Em D Em D  
 Strummin' with the rhythm that them drivers made  
 Em D Em D  
 People passing by would stop and say  
 Em D Em D  
 Oh my oh my what the boy can play

### **Refrein**

**Instrumentaal** (begeleiding tijdens solo) 2x

| Em D | Em D | ↓ Em ↓ G | ↓ F#m ↓ D |

### **Couplet**

Em D Em D  
 Mama said son you gotta be a man  
 Em D Em D  
 You gotta be the leader of a reggae band  
 Em D Em D  
 People coming in from miles around  
 Em D Em D  
 To hear you play until the sun goes down  
 Em D Em D  
 Boy someday your name will be in the lights  
 Em D Em D  
 Saying Johnny, Johnny B Goode tonight

### **Coda** (herhalen met fade-out)

Em D Em D  
 He said GO! (Go Johnny!) Johnny B. Goode tonight! Yeah  
 Em D Em D  
 He said OH! (Go Johnny!) Johnny you 'bout to be good  
 Em D Em D  
 Play, Johnny! (Go Johnny!) Johnny B. Goode

# Kansas • Dust in the Wind [1977]

A mineur

## Akkoorden

**Fingerpicking schema**

Ritmisch patroon: **Folk** | **Fingerpicking**

**Intro** (akkoorden in intro alleen met basisnoten)

2x

## Couplet

**C** **G** **Am** **Am** **G** **Dm** **Am** **Am (1x)** **G (1x)**  
 I close my eyes Only for a moment and the moment's gone  
**C** **G** **Am** **Am** **G** **Dm** **Am** **Am**  
 All my dreams Pass before my eyes, a curiosity

## Refrein 1

**G** **Dm** **Am** **Am** **G** **Dm** **Am** **Am (1x)** **G (1x)**  
 Dust in the wind All they are is dust in the wind

## Couplet

**C** **G** **Am** **Am** **G** **Dm** **Am** **Am (1x)** **G (1x)**  
 Same old song Just a drop of water in an endless sea  
**C** **G** **Am** **Am** **G** **Dm** **Am** **Am**  
 All we do Crumbles to the ground though we refuse to see

## Refrein

### Brugstuk

G Dm Am Am G Dm Am Am G G F F F F  
Dust in the wind All we are is dust in the wind Ohh-oh-ah

### Instrumentaal (begeleiding viool-solo)

| Am | Am | G | G | F | F | F | F | (2x)  
| C | C | C | C | Am | Am | Am | Am |  
| C | C | C | C | Am | Am | Am | Am (1x) G (1x) |

### Couplet

C G Am Am G Dm Am Am (1x) G (1x)  
Now, don't hang on Nothing lasts forever but the earth and sky  
C G Am Am G Dm Am Am  
It slips away And all your money won't another minute buy

### Refrein 2

G Dm Am Am G Dm Am Am  
Dust in the wind All we are is dust in the wind  
G Dm Am Am G Dm Am Am (1x) G (1x)  
Dust in the wind Everything is dust in the wind

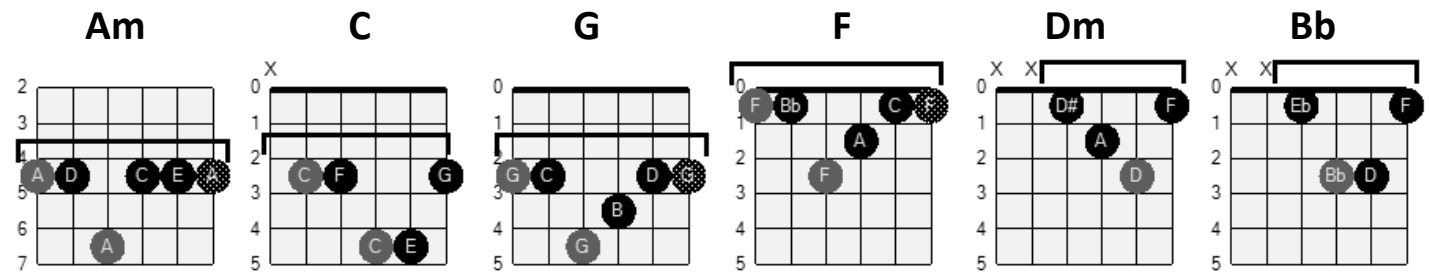
### Coda

| C | Cmaj7 | C | Am | Asus2 | Am | (3x)  
.... The wind ....

# Kansas • Carry On My Wayward Son [1976]

*A mineur*

## Akkoorden



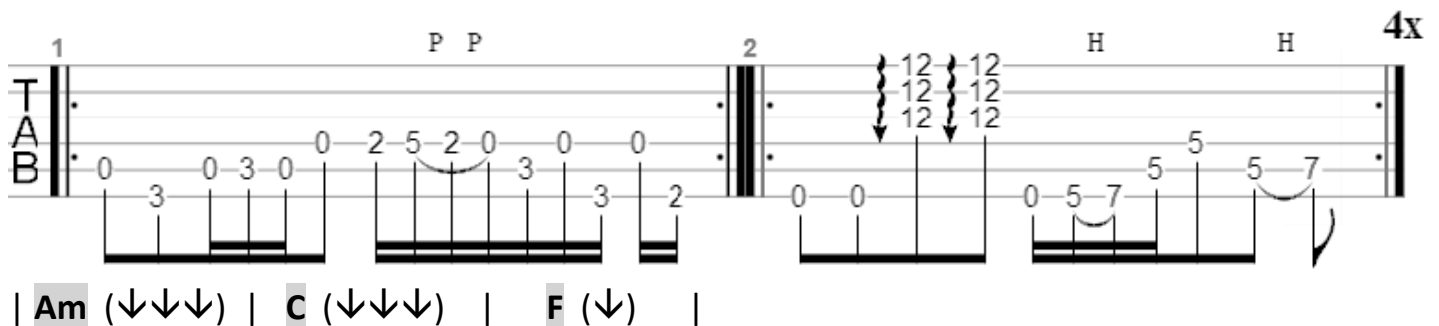
## Ritmisch patroon: **Rock**

### *Intro* (gezongen zonder begeleiding)

Carry on, my wayward son      There'll be peace when you are done  
Lay your weary head to rest      Don't you cry no more

| **Am** | **C** | **G** | **F** | **Am** | **C** | **G** | **G** | **Am** | **C** | **G** | **F** |

**Am-lick** **Em-lick**



### *Couplet*

**Am** **C** **F** **G** **Am** **C** **F** **G**  
Once I rose above the noise and confusion      Just to get a glimpse beyond this illusion  
**Dm** **C** **Bb** **Bb** (↓) - **C** (↓) **Dm** **C** **G** **G**  
I was soaring ever higher      but I flew too high  
**Am** **C** **F** **G**  
Though my eyes could see, I still was a blind man  
**Am** **C** **F** **G**  
Though my mind could think, I still was a mad man  
**Dm** **C** **Bb** **Bb** (↓) - **C** (↓) **Dm** **C** **G**  
I hear the voices when I'm dreaming      I can hear them say

### *Refrein*

**Am** **C** **G** **F** **Am** **C** **G** **G**  
Carry on, my wayward son      There'll be peace when you are done

**Am C G F** (geen akkoorden)  
Lay your weary head to rest Don't you cry no more

**Brugstuk** | **Am** | **C** | **G** | **F** | **Am** | **C** | **G** | **G** | **Am** | **C** | **G** | **F** | (2x)  
| **Am** (↓↓↓) | **C** (↓↓↓) | **F** (↓) |

### **Couplet**

**Am C F G Am C F G**  
Masquerading as a man with a reason My charade is the event of the season  
**Dm C Bb Bb (↓) - C (↓) Dm C G G**  
And if I claim to be a wise man, well It surely means that I don't know  
**Am C F G Am C F G**  
On a stormy sea of moving emotion Tossed about I'm like a ship on the ocean  
**Dm C Bb Bb (↓) - C (↓) Dm C G**  
I set a course for winds of fortune But I hear the voices say

### **Refrein**

**Solo** (Orgel + Gitaar)

### **Brugstuk**

### **Tussenstuk**

**Am F G Am F G**  
Carry on, you will always remember Carry on, nothing equals the splendor  
**Dm C Bb Bb (↓) - C (↓) Dm C G**  
Now your life's no longer empty But surely heaven waits for you

### **Refrein**

### **Coda**

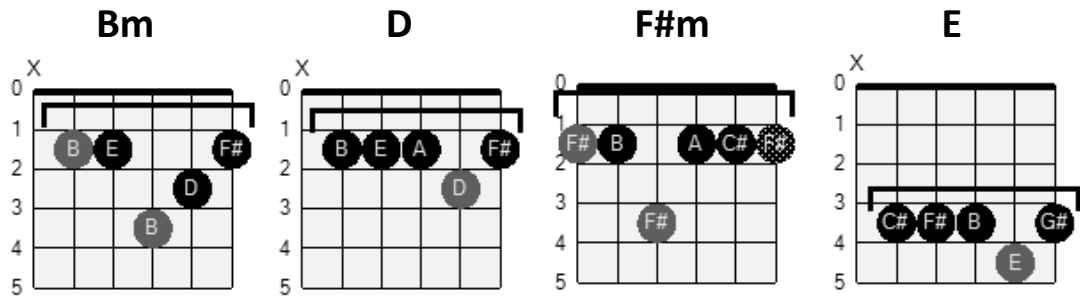
**Am-Lick** | **Em-Lick** (uit introductie, **snel 2x**)  
Sluit af met **Am** (let ring)



# Daft Punk ft. Pharrell Williams & Nile Rodgers • Get Lucky [2013]

*B mineur*

Akkoorden



Ritmisch patroon: **Funk**

*Intro*

||: **Bm** | **D** | **F#m** | **E** :|| **2X**

*Couplet*

<b>Bm</b>	<b>D</b>	<b>F#m</b>	<b>E</b>
Like the legend of the phoenix	All ends were beginnings		
<b>Bm</b>	<b>D</b>	<b>F#m</b>	<b>E</b>
What keeps the planet spinning	The force from the beginning		

*Voor-refrein*

<b>Bm</b>	<b>D</b>	<b>F#m</b>	<b>E</b>
We've come too far to give up who we are			
<b>Bm</b>	<b>D</b>	<b>F#m</b>	<b>E</b>
So let's raise the bar and our cups to the stars			

*Refrein*

<b>Bm</b>	<b>D</b>
She's up all night 'til the sun	I'm up all night to get some
<b>F#m</b>	<b>E</b>
She's up all night for good fun	I'm up all night to get lucky
<b>Bm</b>	<b>D</b>
: We're up all night 'til the sun	We're up all night to get some
<b>F#m</b>	<b>E</b>
We're up all night for good fun	We're up all night to get lucky :   <b>2x</b>

**Tussenstuk** | **Bm** | **D** | **F#m** | **E** |

### **Couplet**

<b>Bm</b>	<b>D</b>	<b>F#m</b>	<b>E</b>
The present has no rhythm		Your gift keeps on giving	
<b>Bm</b>	<b>D</b>	<b>F#m</b>	<b>E</b>
What is this I'm feeling?		If you want to leave I'm with it	

### **Voor-refrein + Refrein**

**Tussenstuk** **4x**

||: **Bm** | **D** | **F#m** | **E** :||

### **Voor-refrein**

### **Refrein**

<b>Bm</b>	<b>D</b>
She's up all night 'til the sun	I'm up all night to get some
<b>F#m</b>	<b>E</b>
She's up all night for good fun	I'm up all night to get lucky
<b>Bm</b>	<b>D</b>
: We're up all night 'til the sun	We're up all night to get some
<b>F#m</b>	<b>E</b> <span style="float: right;"><b>3x</b></span>
We're up all night for good fun	We're up all night to get lucky :

### **Coda** (herhalen met fade-out)

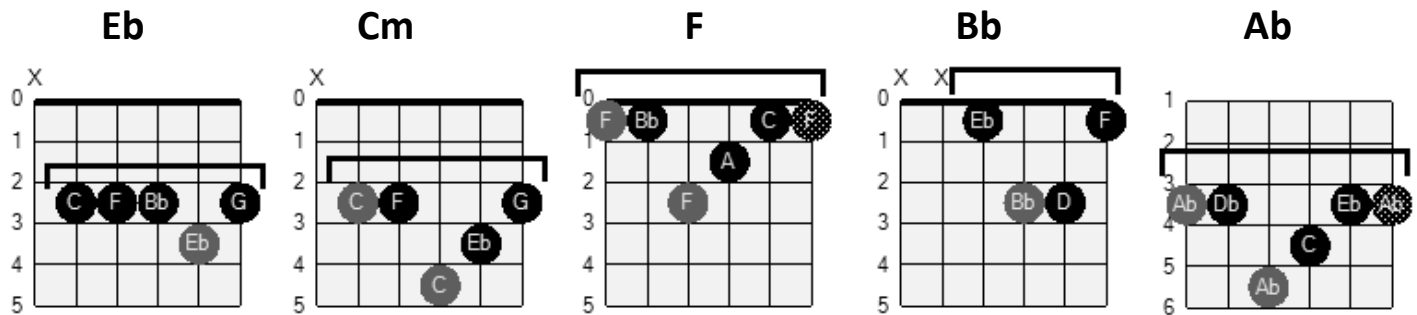
**6x**

||: **Bm** | **D** | **F#m** | **E** :||

# Robert Cray Band • Right Next Door (Because of Me) [1987]

*E♭ Majeur*

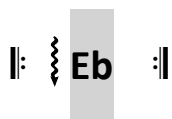
## Akkoorden



Ritmisch patroon: **Bluesrock/Pop**

## Intro

4X



## Couplet

**Cm**

**E♭**

I can hear the couple fighting right next door

**F**

**E♭**

**Cm**

Their angry words sound clear through these thin walls

**Cm**

**E♭**

Around midnight I heard 'im shout "Unfaithful one"

**F**

**E♭**

**Cm**

And I knew right then the axe was gonna fall

## Brugstuk

**B♭**

**Cm**

It's because of me It's because of me

**B♭**

**Cm**

Because of me It's because of me

## Couplet

**Cm**

**E♭**

I heard him shout "Who is he", she mumbled low

**F**

**E♭**

**Cm**

He said "Baby, don't you lie to me no more"

**Cm** **Eb**  
 And I'm listening through these thin walls silent o' shame  
**F** **Eb** **Cm**  
 As she called out my name I was right next door

### **Brugstuk**

### **Refrein**

**Ab** **Bb** **Cm**  
 Oh, she was right next door and I'm such a strong persuader  
**Ab** **Bb** **Cm**  
 She was just another notch on my guitar  
**Ab** **Bb** **Cm**  
 She's gonna lose the man that really loves her  
**Ab** **Bb** **Cm**  
 In the silence I can hear their breaking hearts

### **Solo (begeleiding)**

**4x** **4x**  
 ||: **Eb** | **Cm** | **Bb** **Ab** | **Ab** | **Bb** | **Cm** :|| ||: **Eb** :||

### **Couplet**

**Cm** **Eb**  
 At daybreak I can hear him pack, say goodbye  
**F** **Eb** **Cm**  
 I can hear him slam the door and walk away  
**Cm** **Eb**  
 Right next door I can hear that woman start to cry  
**F** **E** **Cm**  
 I should go to her, but what would I say

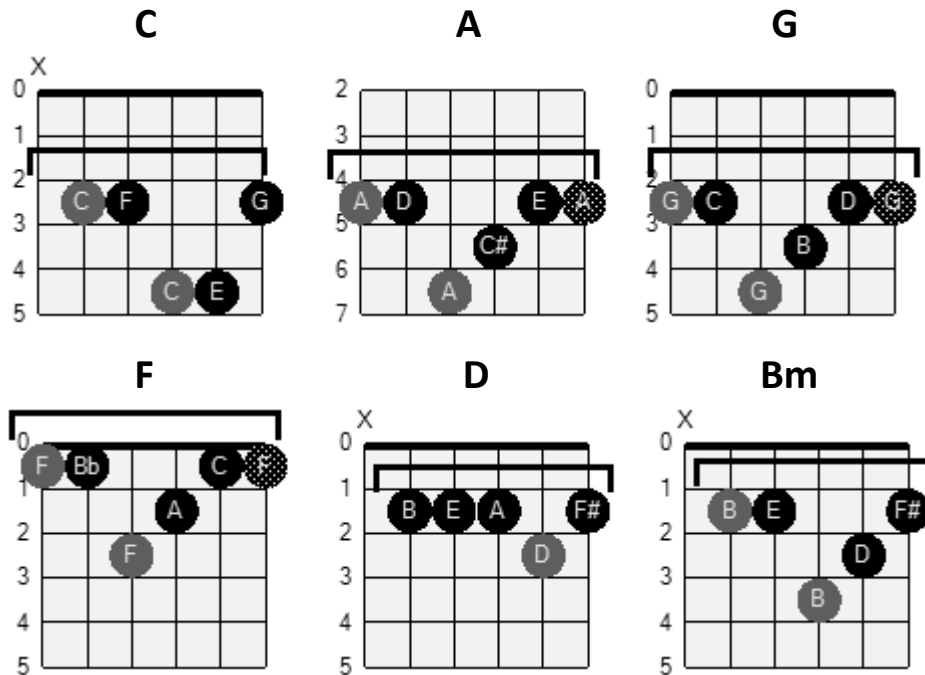
### **Brugstuk + Refrein (refrein 2x herhalen)**

**Coda (Solo)** **4x**  
 | **Ab** | **Bb** | **Cm** | ||: **Eb** :||

# Creedence Clearwater Revival • Proud Mary [1968]

*E♭ Majeur*

## Akkoorden



Ritmisch patroon: **Rock/Blues**

**Intro** | ↓ **C** ↓ **A** | ↓ **C** ↓ **A** | ↓ **C** ↓ **A** | ↓ **G** ↓ **F** ↓ **F** | **D** |

### **Couplet**

**D**

Left a good job in the city, workin' for the man every night and day  
And I never lost one minute of sleepin'  
I was worryin' 'bout the way that things might've been

### **Refrein**

**A**

**Bm**

Big wheel keep on turnin', ooh, the Proud Mary keep on burnin'

**D**

And we're rollin', rollin', yeah, rollin' on the river

### **Couplet**

**D**

Cleaned a lot of plates in Memphis,  
and I pumped a lot of 'tane down in New Orleans

But I never saw the good side of the city,  
until I hitched a ride on the riverboat queen

### **Refrein**

#### **Brugstuk**

| C A | C A | C A | G F F | D |

#### **Solo** (begeleiding)

12x

||: D :|| A | Bm | D | D | D | D |

rollin', rollin', rollin' on the river

| C A | C A | C A | G F F | D |

### **Couplet**

D

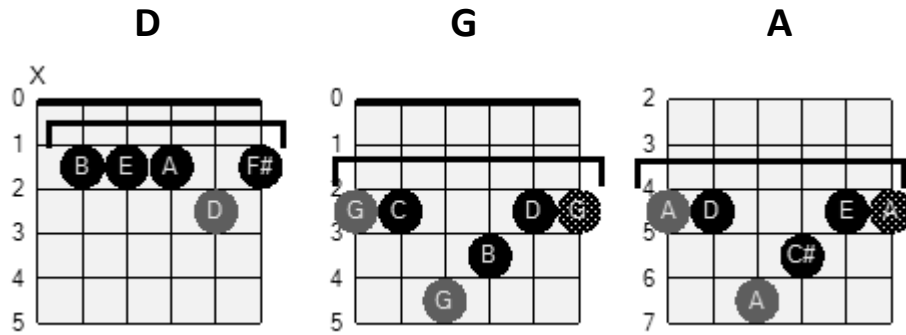
If you come down to the river, I bet you gonna find some people who live  
You don't have to worry if you got no money  
The people on the river are happy to give

### **Refrein** (2x spelen met fade-out)

# Richie Valens • La Bamba [1963]

*D Majeur*

Akkoorden



Ritmisch patroon: **Rockabilly**

**Intro** | D | G | A | G | D | G | A | G | ↓ D |

## **Couplet 1**

N.C. D G A

Para bailar La Bamba

G D G A G D G A

Para bailar La Bamba, se necesita una poca de gracia

G D G A G D G A

Una poca de gracia, pa' mí, pa' ti, arriba, y arriba

G D G A G D G A

Y arriba, y arriba, por ti seré, por ti seré, por ti seré

## **Couplet 2**

N.C. D G A

Yo no soy marinero,

G D G A G

G D G A

yo no soy marinero, soy capitán

Soy capitán, soy capitán

## **Refrein**

D G A G

Bamba, Bamba,

D G A G

Bamba, Bamba,

D G A G

Bamba, Bamba,

**D G A**

Bamba ....

### ***Couplet 3***

*N.C.*

**D G A**

Para bailar La Bamba

**G D G A G D G A**

Para bailar La Bamba, se necesita una poca de gracia

**G D G A G D G A**

Una poca de gracia, pa' mí, pa' ti, arriba, y arriba

### ***Solo (begeleiding)***

**||: D | G | A | G | D | G | A | G | D :||** **6x**

### ***Couplet 1***

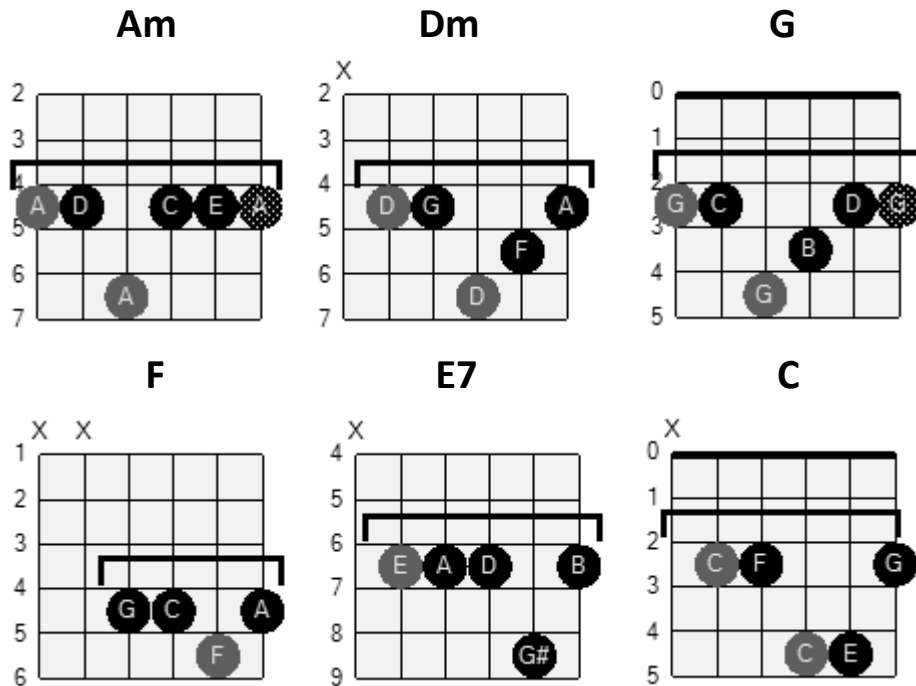
### ***Refrein (spelen met fade-out)***



# Animals • Don't Let Me Be Misunderstood [1965]

*A Mineur*

## Akkoorden



## Ritmisch patroon: **Rock**

**Intro**

of speel

| **Am** | **Dm** | **Am** | **Dm** | 2x

## Couplet

**Am** **G** **F** **E7**  
 Baby, can you understand me now? Sometimes I get a little mad  
**Am** **G**  
 Don't you know, no one alive can always be an angel  
**F** **E7**  
 When things go wrong, I seem to go bad

## Refrein

**C** **Am** **F** (↓) **F** (↓) **Am**  
 But I'm just a soul whose intentions are good, Oh Lord, please don't let me be misunderstood

## Tussenstuk (speel de riff uit het intro)

### ***Couplet***

**Am** **G** **F** **E7**  
Baby, sometimes I'm so carefree With a joy that's hard to hide  
**Am** **G** **F** **E7**  
And sometimes it seems that all I have do is worry, and then I show my other side

### ***Refrein***

### ***Brugstuk***

**F** (½) **G** (½) **F** (½) **G** (½) **F** **E7**  
If I seem edgy I want you to know, that I never mean to take it out on you  
**F** (½) **G** (½) **F** (½) **G** (½)  
Life has its problems and I get my share  
**F** **E7**  
and that's one thing I never mean to do, cause I love you

### ***Couplet***

**Am** **G** **F** **E7**  
Oh, oh baby don't you know I'm human, I have thoughts like any other one  
**Am** **G**  
Sometimes I find myself long regretting  
**F** **E7**  
Some foolish thing, some little simple thing I've done

### ***Refrein***

***Tussenstuk*** (speel de riff uit het intro)

### ***Refrein***

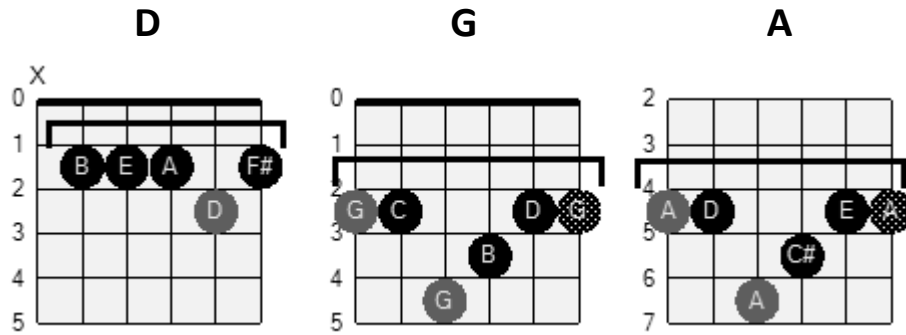
***Tussenstuk*** (speel de riff uit het intro)

***Refrein*** (spelen met fade-out)

# Bob Dylan • Blowin' in the Wind [1963]

*D Majeur*

Akkoorden



Ritmisch patroon: **Rock/Folk**

**Intro** ||: **D** :||

## **Couplet**

**D** **G** **A** **D** **G** **D**  
How many roads must a man walk down, before you call him a man?  
**G** **A** **D** **G** **A**  
How many seas must a white dove sail, before she sleeps in the sand?  
**D** **G** **A** **D** **G** **D**  
How many times must the cannonballs fly, before they're forever banned?

## **Refrein**

**G** **A** **D** **G**  
The answer, my friend, is blowin' in the wind  
**A** **D**  
The answer is blowin' in the wind | **G** | **A** | **D** | **A** | **D** |

## **Couplet**

**G** **A** **D** **G** **D**  
How many years must a mountain exist, before it is washed to the sea?  
**G** **A** **D** **G** **A**  
How many years can some people exist, before they're allowed to be free?  
**D** **G** **A** **D** **G** **D**  
How many times can a man turn his head, pretending that he just doesn't see?

## ***Refrein***

## ***Couplet***

**G** **A** **D** **G** **D**  
How many times must a man look up, before he can see the sky?

**G** **A** **D** **G** **A**  
How many ears must one man have, before he can hear people cry?

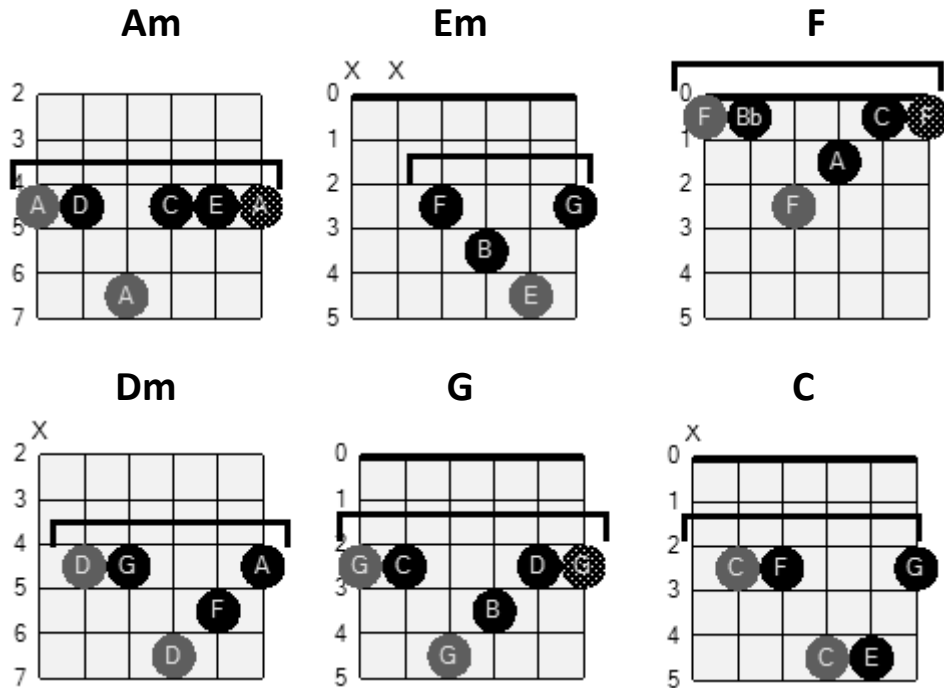
**D** **G** **A** **D** **G** **D**  
How many deaths will it take till he knows, that too many people have died?

## ***Refrein (speel 2x)***

# Police • Roxanne [1978]

*A mineur*

Akkoorden



Ritmisch patroon: **Rock/Punk**

**Intro** | **Am** | **Am** | **Am** | **Em** | **F** | **Em** | **Dm** | **G** | ↓ **Am** |

## Couplet

<b>Am</b>	<b>Em</b>	<b>F</b>	<b>Em</b>
Roxanne	You don't have to put on the red light		
<b>Dm</b>	<b>G</b>	↓ <b>Am</b>	
Those days are over		You don't have to sell your body to the night	
<b>Am</b>	<b>Em</b>	<b>F</b>	<b>Em</b>
Roxanne	You don't have to wear that dress tonight		
<b>Dm</b>	<b>G</b>	↓ <b>Am</b>	
Walk the streets for money	You don't care if it's wrong or if it's right		

## Pre-Refrein

<b>Dm</b>	<b>G</b>	<b>Am</b>
Roxanne	You don't have to put on the red light	
<b>Dm</b>	<b>G</b>	<b>Am</b>
Roxanne	You don't have to put on the red light	

## Refrein

**G-C**

(Roxanne) Put on the red light

**G-Am**

(Roxanne) Put on the red light

**F-G**

↓ **Am**

(Roxanne) Put on the red light, oh

**F-G**

(Roxanne) Put on the red light

**F-C**

(Roxanne) Put on the red light

**Brugstuk** | **Am** | **Am** | **Am** | **Am** |

## Couplet

**Am**

**Em**

I loved you since I knew you

**F**

**Em**

I wouldn't talk down to ya

**Dm**

**G**

↓ **Am**

I have to tell you just how I feel

I won't share you with another boy

**Am**

**Em**

**F**

**Em**

I know my mind is made up

So put away your makeup

**Dm**

**G**

↓ **Am**

Told you once, I won't tell you again It's a bad way

## Pre-Refrein

### Coda (spelen met fade-out)

**G-C**

(Roxanne) Put on the red light

**G-Am**

(Roxanne) Put on the red light

**G-C**

(Roxanne) Put on the red light

**G-Am**

(Roxanne) Put on the red light

**G-C**

(Roxanne) Put on the red light

**G-Am**

(Roxanne) Put on the red light

**F-G**

(Roxanne) Put on the red light

**F-C**

(Roxanne) Put on the red light

**F-G**

(Roxanne) Put on the red light

**F-C**

(Roxanne) Put on the red light

**F-G**

(Roxanne) Put on the red light

**F-C**

(Roxanne) Put on the red light



## Bijlage Slagritmes (strumming patterns)

# Basis slagritmes (basic strumming)

## Patroon 1

Basic rhythm pattern 1

**G**

**D**

**Am**

**C**

## Patroon 2

Basic rhythm pattern 2

**G**

**D**

**Am**

**C**

## Patroon 3

Basic rhythm pattern 3

**G**

**D**



**Am** **C**

11 12

TAB

0	0	0	0	0	0	0	0	0	0	0	0	0	0	0	0	0	0	0	0
1	1	1	1	1	1	1	1	1	1	1	1	1	1	1	1	1	1	1	1
2	2	2	2	2	2	2	2	2	2	2	2	2	2	2	2	2	2	2	2
0	0	0	0	0	0	0	0	0	0	0	0	0	0	0	0	0	0	0	0

0	0	0	0	0	0	0	0	0	0	0	0	0	0	0	0	0	0	0	0
1	1	1	1	1	1	1	1	1	1	1	1	1	1	1	1	1	1	1	1
0	0	0	0	0	0	0	0	0	0	0	0	0	0	0	0	0	0	0	0
3	3	3	3	3	3	3	3	3	3	3	3	3	3	3	3	3	3	3	3

**Patroon 4**  
Basic rhythm pattern 4

**G** **D**

13 14

TAB

3	3	3	3	3	3	3	3	3	3	3	3	3	3	3	3	3	3	3	3
0	0	0	0	0	0	0	0	0	0	0	0	0	0	0	0	0	0	0	0
0	0	0	0	0	0	0	0	0	0	0	0	0	0	0	0	0	0	0	0
2	2	2	2	2	2	2	2	2	2	2	2	2	2	2	2	2	2	2	2

2	2	2	2	2	2	2	2	2	2	2	2	2	2	2	2	2	2	2	2
0	0	0	0	0	0	0	0	0	0	0	0	0	0	0	0	0	0	0	0

**Am** **C**

15 16

TAB

0	0	0	0	0	0	0	0	0	0	0	0	0	0	0	0	0	0	0	0
1	1	1	1	1	1	1	1	1	1	1	1	1	1	1	1	1	1	1	1
2	2	2	2	2	2	2	2	2	2	2	2	2	2	2	2	2	2	2	2
0	0	0	0	0	0	0	0	0	0	0	0	0	0	0	0	0	0	0	0

0	0	0	0	0	0	0	0	0	0	0	0	0	0	0	0	0	0	0	0
1	1	1	1	1	1	1	1	1	1	1	1	1	1	1	1	1	1	1	1
0	0	0	0	0	0	0	0	0	0	0	0	0	0	0	0	0	0	0	0
3	3	3	3	3	3	3	3	3	3	3	3	3	3	3	3	3	3	3	3

**Patroon 5**  
Basic rhythm pattern 5

**G** **D**

17 18

TAB

3	3	3	3	3	3	3	3	3	3	3	3	3	3	3	3	3	3	3	3
0	0	0	0	0	0	0	0	0	0	0	0	0	0	0	0	0	0	0	0
0	0	0	0	0	0	0	0	0	0	0	0	0	0	0	0	0	0	0	0
2	2	2	2	2	2	2	2	2	2	2	2	2	2	2	2	2	2	2	2

2	2	2	2	2	2	2	2	2	2	2	2	2	2	2	2	2	2	2	2
0	0	0	0	0	0	0	0	0	0	0	0	0	0	0	0	0	0	0	0

**Am** **C**

19 20

TAB

0	0	0	0	0	0	0	0	0	0	0	0	0	0	0	0	0	0	0	0
1	1	1	1	1	1	1	1	1	1	1	1	1	1	1	1	1	1	1	1
2	2	2	2	2	2	2	2	2	2	2	2	2	2	2	2	2	2	2	2
0	0	0	0	0	0	0	0	0	0	0	0	0	0	0	0	0	0	0	0

0	0	0	0	0	0	0	0	0	0	0	0	0	0	0	0	0	0	0	0
1	1	1	1	1	1	1	1	1	1	1	1	1	1	1	1	1	1	1	1
0	0	0	0	0	0	0	0	0	0	0	0	0	0	0	0	0	0	0	0
3	3	3	3	3	3	3	3	3	3	3	3	3	3	3	3	3	3	3	3

### Basic rhythm pattern 6

### Basic rhythm pattern with Power Chords & Palm Mute effect

Based on: While My Guitar Gently Weeps (the Beatles)

76

**Am** **G** **C** **E**

33 34 35 36 37

TAB

### Patroon 9

Based on: Ho Hey (The Lumineers)

**F** **C** **F** **C** **F**

38 39 40 41 42

TAB

### Patroon 10

Based on: Hotel California (The Eagles)

**Bm** **F#**

43 44 45 46 47

TAB

**A** **E**

48 49 50 51 52

TAB

**G**

**D**

**Em**

**F#**

### Patroon 11

Based On: Rollin in the Deep (Adele)

**Am**

**G**

**F**

**G**

# Slagritmes Blues en Bluesrock

## Patroon 1

Blues in A major

[illegible]

**D9** **Gmaj7** **D#9**

3 4

T 5 5 5 5 5 5 5 6 7 7 7 7 7 7 7 7 7 6

A 5 5 5 5 5 5 5 6 6 6 6 6 6 6 6 6 6 6

B 4 4 4 4 4 4 4 5 5 5 5 5 5 5 5 5 5 5

B 5 5 5 5 5 5 5 6 5 5 5 5 5 5 5 5 5 6

5

D9

D#9

E9

D#9

6

TAB

5 5 5 5 5 5 5 6

4 4 4 4 4 4 4 5

5 5 5 5 5 5 5 6

7 7 7 7 7 7 7 6

6 6 6 6 6 6 6 5

7 7 7 7 7 7 7 6

7

D9 D#9 E9 D#9

T 5 5 5 5 5 5 5 6

A 5 4 5 4 5 4 5 6

B 5 5 5 5 5 5 5 6

**Patroon 2**  
Boogie Rhythm

**E5** **C#m** **E5** **Dsus2** **C#m** **E5** **H**

11 3 3 3 3 3 3 3 12 3 3 3 3 3 3 3 H

TAB 2 0 0 3 4 2 0 0 4 0 2 5 0 5 4 0 4 2 0 2 3 4 2

**E5**

13 3 3 3 3 3 3 3 14 3 3 3 3 3 3 3

TAB 0 0 0 0 0 0 0 0 0 0 0 0 0 0 0 0 0

0 4 2 4 2 4 2 4

**A5** **Gsus2** **F#m** **A5** **F#m**

15 3 H 3 3 3 3 16 3 3 H 3 3 3 3 F#m

TAB 2 0 0 3 4 2 5 0 2 0 4 0 2 2 0 0 3 4 2 0 2 0 4 0 2

0 3 4 2 0 4 0 2 2 3 4 2 5 0 2 0 3 4 2

**E5** **H** **E5** **C#m** **E5** **Dsus2** **E5** **H**

17 3 H 3 3 3 3 18 3 3 H 3 3 3 3 H

TAB 0 0 0 0 0 0 0 0 0 0 0 0 0 0 0 0 0

0 3 4 2 0 4 0 2 2 3 4 2 5 0 2 0 3 4 2

**B5** **B5 Asus2** **G#m** **B5** **A5** **Gsus2** **A5** **F#m** **A5**

19 3 3 3 3 3 3 3 20 3 3 H 3 3 3 3

TAB 4 2 4 2 5 6 4 4 7 4 4 6 4 2 0 2 0 3 4 2 5 0 2 0 4 0 2

2 2 5 6 4 4 7 4 4 6 4 2 0 2 0 3 4 2 5 0 2 0 4 0 2



**G5** **Em** **D5**

33 34

TAB 5 3 5 3 7 3 5 3 7 3 | 5 3 5 3 7 3 5 7

**C5** **Am** **C5** **Am** **G5**

35 36

TAB 7 5 7 5 7 5 7 5 | 5 3 5 3 7 3 5 3

**C5** **C#5** **D5**

37 38

TAB 5 3 5 3 7 3 5 3 | 5 3 6 4 7 5 7 5

**G5** **A5** **F#m** **A5** **E5**

39 40

TAB 5 3 5 3 | 2 0 2 0 4 0 4 0

**D5** **Bm** **E5** **A5** **F#m**

41 42

TAB 2 0 2 0 4 0 4 0 | 2 0 2 0 4 0 4 0

**D5** **Bm**

43 44

TAB 2 0 2 0 4 0 4 0 | 2 0 2 0 4 0 4 0



45 46

TAB

47 48 E5 C#m

TAB

49 50

TAB

51 52 A5 E5 C#m E5

TAB

## Patroon 5

Blues Exercises in 4 sections

### SECTION 1

53 54 55 56

TAB

57 58 59 60

TAB

## SECTION 2

61 62 63 64

TAB: 0 0 4 4 2 2 4 2 : 0 0 4 4 2 2 : 0 7 7 5 5 7 7 :

65 66 67 68

TAB: 0 7 7 5 5 7 7 : 0 7 7 5 5 7 7 : 5 9 9 7 7 9 9 : 5 7 7 5 5 7 7 :

## SECTION 3

69 70 71 72

TAB: 0 7 7 5 5 7 7 : 7 3 5 7 7 7 7 : 4 2 4 2 6 2 4 2 4 2 6 2 4 2 : 4 2 4 2 6 2 4 2 4 2 6 2 4 2 :

73 74 75 76

TAB: 4 2 4 2 6 2 4 2 4 2 6 2 4 2 : 4 2 4 2 6 2 4 2 4 2 6 2 4 2 : 4 2 4 2 6 2 4 2 4 2 6 2 4 2 : 4 2 4 2 6 2 4 2 4 2 6 2 4 2 :

77 78 79 80

TAB: 4 2 4 2 6 2 4 2 4 2 6 2 4 2 : 6 4 6 4 8 4 6 4 6 4 8 4 6 4 : 4 2 4 2 6 2 4 2 4 2 6 2 4 2 : 5 5 5 7 5 9 7 9 8 8 :

## SECTION 4

81 82 83

TAB: 7 5 6 7 5 5 5 : 0 0 7 9 10 10 9 9 : 0 0 7 9 10 10 9 9 :

84 85 86

TAB: 0 0 7 9 10 10 9 9 : 0 0 7 9 10 10 9 9 : 0 0 7 9 10 10 9 9 :

87 88 89

TAB

0 0 7 9 10 10 9 9 | (9) 0 7 9 10 10 9 9 | 0 0 7 9 10 10 9 9

90 91 92

TAB

0 0 7 9 10 10 9 9 | (9) 0 7 9 10 10 9 9 | 0 0 7 9 10 10 9 9

93 94 95

TAB

0 0 7 9 10 10 9 9 | (9) 0 7 9 10 10 9 9 | 0 0 7 9 10 10 9 9

96 97 98

TAB

0 0 7 9 10 10 9 9 | 0 7 9 10 10 9 9 | 0 0 7 9 10 10 9 9

## Patroon 6

Slow Blues in A7

99 100 101

TAB

5 5 | 8 10 8 10 8 10 10 (10) (10) | (10) 5 5

102 103 104

TAB

8 10 8 10 8 10 10 (10) (10) 9 | (9) 7 5 7 5

105 106 107

TAB

9 8 | 10 8 9 8 10 8 9 8 | 10 8 10 8 10 8 10 8 (8)

108 109 110

TAB

111 112 113

TAB

### Patroon 7 Blues in C minor

114 115 116 117 118 119

TAB

120 121 122 123 124 125 8x

TAB

### Patroon 8 Country Blues

126 127 128 129

TAB

130 131 132 133

TAB

134 135 136 137

TAB

2 2 4 2 5 2 4 2 | 2 2 4 2 0 3 2 2 | 2 2 4 2 5 2 4 2 | 2 3 4

0 0 0 0 0 0 0 0 | 0 0 0 0 0 3 0 0 | 0 0 0 0 0 0 0 0 | 0 1 2



### Patroon 9

Blues with Articulations

138 139 140

TAB

7 7 5 6 | 7 3 2 7 5 6 | 7 3 2 7 5 6

7 0 4 2 0 7 0 4 2 0 7 0 4 2 0 7 7 5 6

141 142 143

TAB

3 2 7 5 6 | 7 5 7 6 5 8 0 0 3 4 2 | 3 1 2 1 2 0 2 1 0 3

7 0 4 2 0 7 7 5 6 | 7 5 7 6 5 8 0 0 3 4 2 | 0 3 1 2 1 2 0 2 1 0 3

144 145 146

TAB

3 1 2 1 3 0 3 1 2 1 | 3 2 2 7 5 6 | 3 2 2 0 4 0 1

0 3 1 2 1 3 0 3 1 2 1 | 0 0 4 2 0 7 7 5 6 | 7 0 4 2 0 4 0 1

147 148 149

TAB

2 4 0 1 3 0 1 2 1 | 3 1 2 1 3 0 3 1 2 1 | 5 2 5 4 2 4 3 2 3

2 4 0 1 3 0 1 2 1 | 0 3 1 2 1 3 0 3 1 2 1 | 0 0 5 2 5 4 2 4 3 2 3

150 151 152

TAB

2 0 1 2 7 7 5 6 | 7 3 2 7 5 6 | 3 2 2 7 5 6

2 0 1 2 7 7 5 6 | 7 0 4 2 0 7 7 5 6 | 7 0 4 2 0 7 7 5 6

153

154

155

TAB

7 0 3 2 2 2 7 5 6 7 5 6 5 0 0 3 4 2 0 3 1 2 1 2 0 2 1 0 3

**Patroon 10**  
Southern Blues

**Southern Blues**

167

3

3

3

3

168

3

3

3

3

TAB

4 3 0

4 3 0

4 3 0

2 0 1

2

4 3 0

4 3 0

4 3 0

0 0 0

0 0 0

0 0 0

169 170 *sl.*

[illegible]

Measures 185-186 of the piece. Measure 185 contains a treble clef, a key signature of one sharp (F#), and a 3/4 time signature. The melody consists of a quarter note G4, an eighth note A4, and a quarter note B4. The bass line consists of a quarter note G2, an eighth note A2, and a quarter note B2. Measure 186 contains a treble clef, a key signature of one sharp (F#), and a 3/4 time signature. The melody consists of a quarter note C5, an eighth note B4, and a quarter note A4. The bass line consists of a quarter note C3, an eighth note B2, and a quarter note A2. The piece ends with a double bar line.

## Patroon 11

### Swinging Blues

189 190 191 192

TAB

5 6 5 | 5 5 | 5 8 5 7 5 7 5 7 | 6 7 5



[illegible]



197 198 199 200

TAB 7 6 7 5 5 6 7 7 5 5 8 7 5 7 7 6 6 7 7 8 8

[illegible]

( = )

**Patroon 12**

## Latin Oriented Blues

Latin Oriented Blues

205

206

207

TAB

0 3 0 0 2 0 3 0

5 3 3 3 4 4 5 5 5 5 3 3

5 (5) (5) (5) (5) (7) (7) (5) 0 3 0 0 2 0 3 0

Measures 211-213 of the piece. Measure 211 contains a treble clef, a key signature of one sharp (F#), and a 3/4 time signature. The melody consists of a quarter note G4, a quarter note A4, and a half note B4. The bass line consists of a whole note chord of G2, A2, and B2. Measure 212 contains a treble clef, a key signature of one sharp (F#), and a 3/4 time signature. The melody consists of a quarter note C5, a quarter note B4, and a half note A4. The bass line consists of a whole note chord of C3, B2, and A2. Measure 213 contains a treble clef, a key signature of one sharp (F#), and a 3/4 time signature. The melody consists of a quarter note G4, a quarter note A4, and a half note B4. The bass line consists of a whole note chord of G2, A2, and B2.

214

215

216

TAB

7 7 7 7 (9) 5 3 3

9 9 9 9 (7) 5 5 5

7 7 7 7 (9) 4 4 4

9 9 9 9 (7) 5 5 5

7 0 3 0 0 2 0 3 0 5 7

The image shows a musical score for the song "The Sound of Silence" by Simon & Garfunkel. It features a guitar part and a bass line. The guitar part is written in treble clef and includes measures 217, 218, and 219. The bass line is written in bass clef and includes a "TAB" section. The guitar part has a "let ring" instruction. The bass line has a "TAB" section. The score is for a guitar and bass arrangement.

[illegible]

223

7

let ring

224

225

TAB

5 5 5 7 7 5

3 3 4 5 5 3

0 0 2 0

# Slagritmes Rock en Metal

## Patroon 1

### Basic rhythm pattern 1

**E5** **A5** **F#5** **B5** **E5** **A5**

1 2 3

P.M.-----|

**F#5** **B5** **E5** **A5** **F#5**

4 5 6

P.M.-----| P.M.-----| P.M.-----| P.M.-----| P.M.

## Patroon 2

## Arpeggiated Chords with Palm Mute effect

The image displays a guitar score with three systems, each featuring a treble clef staff with a melody and a corresponding tablature staff below it. The key signature is one sharp (F#).

**System 1:** The first system is for the Am and Fmaj7 chords. The melody starts on the 7th fret, moves to the 8th, then the 9th, and finally the 10th. The tablature shows the fret numbers: 0, 2, 2, 1, 2, 0, 2, 2, 1, 2, 3, 2, 1, 0, 1, 2, 1, 3, 2, 1, 0, 1, 2, 1.

**System 2:** The second system is for the G5 and Fmaj7 chords. The melody starts on the 11th fret, moves to the 12th, then the 13th, and finally the 14th. The tablature shows the fret numbers: 3, 0, 0, 0, (0), 0, 2, 3, 3, 2, 1, 0, 1, 2, 0, 1.

**System 3:** The third system is for the C and G chords. The melody starts on the 15th fret, moves to the 16th, then the 17th, and finally the 18th. The tablature shows the fret numbers: 3, 2, 1, 0, 1, 2, 1, 3, 2, 0, 0, 1, 0, 3, 2, 0, 1, 0, 3, 0, 0, 0, 0.

19 20 21 **C** 22 **Em**

P.M.----- P.M.

TAB 3 0 0 3 0 0 3 0 0 (0) 1 0 2 3 2 2 0 2 0 2 0

23 24 **G5** 25 26 **Em**

P.M.--- P.M. P.M.--- P.M.

TAB 2 2 0 2 0 0 0 0 0 0 0 0 0 0 2 2 0 2 0 0

27 28 **C** 29 **A5** 30 **E5**

P.M.----- P.M.

TAB 2 2 0 2 0 2 1 0 2 3 2 2 0 3 2 0

31 32 33 **F** 34

TAB 1 0 1 1 0 1 1 2 3 1 2 3 1 2 3

35 36 37 **G** 38

TAB 1 0 1 1 0 1 0 0 0 3 0 2

### Patroon 3

Power Chords with a pedal point

**Am(no5)** **G(no5)** **Am(no5)** **G(no5)** **F5**

39 40 41

P.M.---| P.M. P.M.---| P.M.---| P.M.---| P.M.---| P.M. P.M.---|

TAB 5 7 0 0 5 7 0 0 5 7 0 0 4 5 0 0 5 7 0 0 4 5 5 3 0 0 5 3 0 5 3 0 0

42 43 44

H H H sl. H H H sl.

TAB 2 3 5 2 3 5 4 2 2 0 0

### Patroon 4

Power Chords with tremolo picking

**E5** **F5** **G5** **A5** **B5** **C5**

45 46

TAB 2 2 2 2 2 2 2 2 2 2 3 3 3 3 5 5 5 5 7 7 7 7 7 7 7 7 7 7 9 9 9 9 10 10 10 10 0 0 0 0 1 1 1 1 3 3 3 3 5 5 5 5 7 7 7 7 7 7 7 7 7 7 9 9 9 9 10 10 10 10 8 8 8 8 8 8 7 7 7 7 7 7 7 7 7 7 5 5 5 5 5 5 5 5 5 5 3 3 3 3 3 3 3 3 1 1 1 1 2 0

**D5** **C5** **B5** **A5** **G5** **F5**

47 48 49

TAB 12 12 12 12 12 12 12 12 12 10 10 10 10 10 9 9 9 9 7 7 7 7 7 7 7 7 7 7 5 5 5 5 5 5 5 5 5 5 3 3 3 3 3 3 3 3 2 0

### Patroon 5

Root notes palm-muted

**E5** **D5** **C5**

50 51 52

P.M.-----| P.M.-----| P.M.-----| P.M.-----| P.M.-----| P.M.-----|

TAB 7 7 7 9 7 7 7 9 5 5 5 7 5 5 5 7 3 3 3 5 3 3 3 5

**D5**

53 54 55

P.M.-----| P.M.-----|

TAB 5 5 5 7 5 5 5 7 7

## Patroon 6

Going between Power Chords and Augmented 5ths

**C5 B5(#5) C5 D5 C#5(#5) D5 E5 D#5(#5) E5**

P.M.--- P.M.--- P.M. P.M.--- P.M.--- P.M. P.M.--- P.M.--- P.M.

TAB: 5 5 5 | 5 5 2 | 5 5 3 | 7 7 5 | 7 7 4 | 7 7 5 | 9 9 7 | 9 9 6 | 9 9 7

59 *sl.* 60 **E5** 61

TAB: 7 10 9 7 10 9 7 5 | 9 7 |

## Patroon 7

Power Chords with low E-string pedal point

**E5 F5 G5 E5 F5 D5**

P.M. - - - P.M. - - - P.M. - - - P.M. - - - P.M. - - - P.M. - - -

TAB: 9 7 0 0 0 0 0 0 0 0 0 0 | 9 7 0 0 0 0 0 0 0 0 0 0

**E5 F5 G5 A5 G5 F5 E5**

P.M. - - - P.M. - - - P.M. - - - P.M. - - - P.M. - - - P.M. - - - P.M. - - -

TAB: 9 7 0 0 0 0 0 0 0 0 0 0 | 10 8 0 0 0 0 0 0 0 0 0 0 | 12 10 0 0 0 0 0 0 0 0 0 0 | 14 12 0 0 0 0 0 0 0 0 0 0 | 12 10 0 0 0 0 0 0 0 0 0 0 | 10 8 0 0 0 0 0 0 0 0 0 0 | 9 7 0 0 0 0 0 0 0 0 0 0

## Patroon 8

Gallop and Reverse Gallop Rhythms Using Palm-Mute Accents and Power Chords

**E5 F5 G5**

P.M. - - - P.M. - - - P.M. - - - P.M. - - - P.M. - - - P.M. - - - P.M. - - - P.M. - - -

TAB: 2 0 0 0 0 0 0 0 0 0 0 0 | 3 1 3 1 3 1 3 1 3 1 3 1 | 5 3 5 3 5 3 5 3 5 3 5 3

**A5** **C5** **G5** **E5**

69 70 71

P.M.--| P.M.--| P.M.--| P.M.--| P.M.--| P.M.--| P.M.--| P.M.--|

TAB

7 7 7 7 7 7 7 7 7 7 7 7 5 5 5 5 5 5 5 5 5 5 2

5 5 5 5 5 5 5 5 3 3 3 3 3 3 3 3 3 3 3 3 0

### Patroon 9

Power Chords with changing pedal points & articulation

**E5** **D5** **C5** **C5**

72 73 74 75

TAB

9 9 9 7 7 7 5 5 5 5 5 5 3 3 3 3 3 3 3 3 5 5 3

7 7

**E5** **D5** **C5** **C5**

76 77 78 79

TAB

9 9 9 7 7 7 5 5 5 5 5 5 3 3 3 3 3 3 3 3 5 5 3

7 7

**F5/C** **E5** **D5** **E5**

80 81 82 83

TAB

5 9 9 9 7 7 7 7 7 7 7 7 9 9 9 9 9 9 9 9 7 7 7 7

3 7

**D5** **E5** **D5** **E5**

84 85 86 87

TAB

7 7 7 7 9 9 9 9 7 7 7 7 5 5 5 5 9 9 9 9 7 7 7 7

5 5 5 5 7 7 7 7 5 5 5 5 5 5 5 5 7 7 7 7 7 7 7 7

**E5** **D5** **G5** **D(no5)**

88 89 90 91

TAB

9 9 9 9 7 7 7 7 8 8 8 8 7 7 7 7

7 7 7 7 5 5 5 5 5 5 5 5 5 5 5 5

# Patroon 10

## Basic Power Chords progression

**F5 E5 F5 E5 F5 E5**

92 93 94

**F5 E5 F5 E5 G5 A5**

95 96 97

**E5 G5 F5 E5 G5 F5 E5 C5 D5 E5 B5**

98 99 100

**E5 A5 E5 C5 E5 D5 C5 D5 E5**

101 102 103

**G5 E5 E5 G5 E5 G5 A#5 G5**

104 105 106

TAB

3 2 X X 2 X 3 2 X X 2 X 3 2 X X 2 X 1 0 X X 0 X

3 2 X X X X 2 0 2 3 2 X X X X 2 0 2 X X 5 X 7 X 3 5 3 X 7 X

1 0 X X X X X 0 0 1 0 X X X X X 0 0 X X 5 3 X 5 3

2 5 3 2 X X X X 2 X X 2 5 3 2 X X X X 2 X X X 2 (2) 5 7 9 5 7 9 9 3 5 7 9 7

0 3 1 X X X X X 0 X X 0 3 1 0 X X X X X 0 X X X 0 (0) (0) (0)

(9) 2 X 7 5 full (2) 3 5 2 5 3 5 (5) 9 7 X 5 7 9 X (5) 9 7 X 5 7 9 X (7) 0 X 5 5 0 (0) 3 5 2 5 3 3 (3) 7 5 X 3 5 7 9 X

9 9 9 5 X 2 X X 9 9 9 5 X 2 X X 12 12 12 8 X 5 X X 9 9 7 5 X 2 X X 10 10 10 6 X 3 X X 3 3 3

7 7 7 3 X 0 X X 0 0 0 7 7 7 3 X 0 X X 0 0 0 10 10 10 6 X 3 X X 3 3 3





## Patroon 12

Based on: Hit Me With Your Best Shot (Pat Benatar)

**E5 A C#m B E5 A C#m**

125 126 127

T 4 5 6 7  
A 2 2 2 2  
B 4 4 4 2

**B A B E5 A C#m B**

128 129 130

T 4 5 6 4  
A 4 4 2 2  
B 4 4 2 2

**E5 A C#m**

131 132 133

T 9 9 9  
A 9 9 9  
B 7 7 7

## Patroon 13

Based on: Rock You Like A Huurricane (The Scorpions)

**E5 G5 A5 C5 D5 E5 G5**

134 135 136

T 9 9 9  
A 9 9 9  
B 7 7 7

**A5 C5 D5 E5 G5 A5 C5 D5**

137 138 139 140

T 7 7 7  
A 5 5 5  
B 7 7 7

Based on: Anarchy in the UK (Sex Pistols)

101

Based on: All Day And All Of The Night (The Kinks)

The image shows a musical score for the song "The Sound of Silence" by Simon & Garfunkel. It includes a guitar staff and a bass staff. The guitar staff has a treble clef and a key signature of one sharp (F#). The bass staff has a bass clef. The score is divided into measures, with measure numbers 175, 176, 177, and 178 indicated. Chord names are written above the guitar staff: C5, A, D5, C5, F5, D, D5, and C5. The guitar staff shows various musical notations, including eighth notes, quarter notes, and chords. The bass staff shows fret numbers for each note. The guitar staff has a sharp sign (#) above the first measure of measure 175, indicating a key signature change. The bass staff has a sharp sign (#) above the first measure of measure 175, indicating a key signature change. The guitar staff has a sharp sign (#) above the first measure of measure 177, indicating a key signature change. The bass staff has a sharp sign (#) above the first measure of measure 177, indicating a key signature change.

## Patroon 16

Based on: When I Come Around (Green Day)

**F#5** **C#5** **D#5** **D#m** **D#5** **B** **C#5**

192 193 194

TAB

4	4	4	4	6	6	6	6	6	8	8	8	4	4	4	6	6
2	2	2	2	4	4	4	4	4	6	6	6	2	2	4	4	4

# Slagritmes Pop en Pop-Rock

## Patroon 1

Long Notes

**Am** **G** **G**

TAB

## Patroon 2

Dividing the beat in two

**Am** **G**

TAB

## Patroon 3

Dividing the beat in four

**Am** **G** **Am**

TAB

## Patroon 4

More semiquavers

**Am** **G**

TAB

### Patroon 5

Syncopation with Tie

**Am**

**G**

### Patroon 6

Syncopation with Dot

**Am**

**G**

### Patroon 7

Eight & Sixteenth note in same beat

**Am**

**G**

### Patroon 8

More Eight & Sixteenth notes in the same beat

**Am**

**G**





# Slagritmes Reggae en Ska

## Reggae patroon 1

Basic Single Chop

Am G Am G

TAB

## Reggae patroon 2

Double Chop

Am G Am G

TAB

## Reggae patroon 3

Double Chop with Slur

G#m Am G G#m

TAB

## Reggae patroon 4

Startpositie vingers



Stuck Line with Double Stop

Am G

TAB

## Reggae patroon 5

Stuck Line

Am G

TAB

# Slagritmes Funk en (Smooth) Jazz

## Patroon 1

Based on: Sex Machine (James Brown)

**E♭9** **E♭13** **E♭9** **E♭13** **E♭9**

**4x**

**TAB**

## Patroon 2

Based on: Look-Ka Py Py (The Meters)

The image shows the musical notation for the G major scale on guitar. The top staff is a treble clef staff with a key signature of one sharp (F#) and a common time signature (C). The scale is written in a single line, starting on G4 and ending on G5. The notes are G, A, B, C, D, E, F#, G, A, B, C, D, E, F#, G. The bottom staff is a guitar tablature (TAB) staff, showing the fret numbers for each note. The fret numbers are: 2, 3, 4, 5, 5, 3, 5, 6, 3, 5, 5, 6, 3. The TAB staff is divided into two systems, each with a double bar line. The first system covers the first seven notes, and the second system covers the last seven notes.

Measures 7-9 of the F7 barre exercise. Measure 7: Treble clef, F7 chord, eighth notes G4, A4, Bb4, C5, eighth rest, quarter rest. Measure 8: Treble clef, F7 chord, eighth notes G4, A4, Bb4, C5, eighth rest, quarter note G4. Measure 9: Treble clef, F7 chord, quarter rest, quarter note G4, quarter rest, quarter note G4. Tablature: Measure 7: 3 1 3 1 3. Measure 8: 3 1 3 1 3. Measure 9: 1.

### Patroon 3

Based on: Funk #49 (The James Gang)

[illegible]

## Patroon 4

Based on: Shining Star (Earth, Wind & Fire)

[illegible]

Based on: Brick House (The Commodores)

## Patroon 6

Based on: Flashlight (Parliament)

## Patroon 7

Based on: Couldn't Stand The Weather (Stevie Ray Vaughan)

**Dm7**

## Patroon 8

Suzie (Extreme)

27 Suzie (Extreme) **Dm**

TAB

5 5 0 3 5 2 3 2 5 3 5 5 0 3 5 2 5 2 3 2 5



44

45

H

H

TAB

0 X X 5 X X 7 X X 0 X X 5 X 7 X | 0 X 5 X 7 X 0 X 5 X 5 7

This musical score is for the song "The Sound of Silence" by Simon & Garfunkel. It is presented in a guitar-oriented format, featuring a guitar staff with a treble clef and a bass staff with a bass clef. The key signature is G major (one sharp, F#), and the time signature is 4/4. The score includes a guitar part with chords and a bass part with a melodic line. The guitar part starts with a G#m chord and a G#m chord, followed by a G#m chord and a G#m chord. The bass part starts with a G#m chord and a G#m chord, followed by a G#m chord and a G#m chord. The score includes a guitar part with chords and a bass part with a melodic line. The guitar part starts with a G#m chord and a G#m chord, followed by a G#m chord and a G#m chord. The bass part starts with a G#m chord and a G#m chord, followed by a G#m chord and a G#m chord. The score includes a guitar part with chords and a bass part with a melodic line. The guitar part starts with a G#m chord and a G#m chord, followed by a G#m chord and a G#m chord. The bass part starts with a G#m chord and a G#m chord, followed by a G#m chord and a G#m chord.

48 49 H H

TAB 5 5 7 X X 5 5 X X 5 7 5 7 5 7

D/A Dsus4(5)/A $\flat$  D7sus4 C5

50 51 52

TAB

7	X	X	7	X	X	7	8	X	8	X	
7	X	X	7	X	X	7	7	X	7	X	
7	X	X	7	X	X	7	6	X	7	X	5

## Patroon 12

Based on: Steeplechase (Mike Ihde)

[illegible]

**D<sup>#</sup> E**

55

56

**E**

TAB

**G<sup>#</sup> A**

57

**A**

58

TAB

**D<sup>#</sup> E**

59

60

**E**

TAB

**G/F**

61

62

TAB

**D<sup>#</sup> E**

63

64

TAB

# Patroon 13

Vertigo Funk Style Example

G#5

A#

Musical notation for Patroon 13, measures 65-66. The staff shows a treble clef with a key signature of two sharps (F# and C#). The melody consists of eighth notes and quarter notes. The bass line is indicated by a TAB system below the staff, showing fret numbers (6, 4) and pick-up strokes (upward arrows). Measure 65 ends with a double bar line, and measure 66 begins with a new key signature of one sharp (F#).

G#5

A#

Musical notation for Patroon 13, measures 67-68. The staff continues the melody from measure 66. The bass line TAB system shows fret numbers (6, 4) and pick-up strokes. Measure 67 ends with a double bar line, and measure 68 begins with a new key signature of one sharp (F#).

G#5

D#5

Musical notation for Patroon 13, measures 69-70. The staff continues the melody from measure 68. The bass line TAB system shows fret numbers (6, 4) and pick-up strokes. Measure 69 ends with a double bar line, and measure 70 begins with a new key signature of two sharps (F# and C#).

G#5

A#

Musical notation for Patroon 13, measures 71-72. The staff continues the melody from measure 70. The bass line TAB system shows fret numbers (6, 4) and pick-up strokes. Measure 71 ends with a double bar line, and measure 72 begins with a new key signature of one sharp (F#).

G#5

D#5

Musical notation for Patroon 13, measures 73-74. The staff continues the melody from measure 72. The bass line TAB system shows fret numbers (6, 4) and pick-up strokes. Measure 73 ends with a double bar line, and measure 74 begins with a new key signature of two sharps (F# and C#).

# Patroon 14

Jimi Hendrix Funk Style

D#5

Musical notation for Patroon 14, measures 75-76. The staff shows a treble clef with a key signature of one sharp (F#). The melody consists of eighth notes and quarter notes. The bass line is indicated by a TAB system below the staff, showing fret numbers (3, 4, 8) and pick-up strokes (upward arrows). Measure 75 ends with a double bar line, and measure 76 begins with a new key signature of two sharps (F# and C#).

77 78

TAB

4	4	4	4	4	4	4	4	4	4	4
3	3	3	3	3	3	3	3	3	1	3
8	8	8	8	8	8	8	8	8	8	8

1 1 X 3 1 3 X 3

79 80

TAB

1	1	X	3	1	1	1	1	1	1	1
1	1	X	3	1	1	1	1	1	1	1
1	1	X	3	1	1	1	1	1	1	1

1 1 X 3 1 3 X 1

81 82

TAB

1	3	4	3	1	0	1	1	3	3	3	1	0	1	1	1	X	3	1	3	X	3
1	3	4	3	1	0	1	1	3	3	3	1	0	1	1	1	X	3	1	3	X	3
1	3	4	3	1	0	1	1	3	3	3	1	0	1	1	1	X	3	1	3	X	3

1 1 X 3 1 3 X 3

B $\flat$ 5 D $\sharp$ 5 Cm

TAB

11	11	11	11	11	11	10	10	8	10	16	16	16	16	16	16	16	16
11	11	11	11	11	11	10	10	8	10	16	16	16	16	16	16	16	16
11	11	11	11	11	11	10	10	8	10	16	16	16	16	16	16	16	16

11 11 11 11 11 10 10 8 10 16 16 16 16 16 16 16 16

86 87 88

TAB

16	15	13	15	13	15	15	16	13	(15)	(12)	(14)	(12)	16	13	(13)	13	13
16	15	13	15	13	15	15	16	13	(15)	(12)	(14)	(12)	16	13	(13)	13	13
16	15	13	15	13	15	15	16	13	(15)	(12)	(14)	(12)	16	13	(13)	13	13

16 15 13 15 13 15 15 16 13 (15) (12) (14) (12) 16 13 (13) 13 13

89 90 91

TAB

16	16	16	13	16	15	15	13	17	13	15	13	11	13	11	13	13
16	16	16	13	16	15	15	13	17	13	15	13	11	13	11	13	13
16	16	16	13	16	15	15	13	17	13	15	13	11	13	11	13	13

16 16 16 13 16 15 15 13 17 13 15 13 11 13 11 13 13



92 93 94

TAB 15 15 13 13 15 15 13 13 11 12 13

### Patroon 15

Based on: United (Corey Wong)

**E♭maj7** **Dm7**

95 96 97

TAB 6 (6) 6 6 6 5 (5) 5 5 5 5 5

7 (7) 7 7 7 6 (6) 6 6 6 6 (X)

8 (8) 8 8 8 5 (5) 5 5 5 5 (X)

B 6 (6) 6 6 6 5 (5) 5 5 5 5 (X)

**E♭maj7** **Gm** **G7** **E♭maj7** **Dm7**

98 99 100

TAB 8 8 8 6 5 (5) 5 3 3 3 6 6 6 5

7 7 7 7 6 (6) 6 4 4 4 8 8 8 8

8 8 8 8 5 (5) 5 3 3 3 7 7 7 7

B 6 6 6 5 (5) 5 3 3 3 6 6 6 5

**G7** **G9**

101 102 103

TAB (5) 5 5 5 3 3 3 10 10 10 10 10 10

(6) 6 6 6 4 4 4 10 10 10 10 10 10

(7) 7 7 7 3 3 3 9 9 9 9 9 9

B (5) 5 (X) 5 (X) 3 3 (X) 10 10 10 10 10 10

### Patroon 16

**B♭** Based on: Lilypad (Corey Wong)

104 105

P.M.-----

TAB 6 7 6 6 6 6 6 6 6 6 6 6

8 8 8 8 8 8 8 8 8 8 8 8

7 7 7 7 7 7 7 7 7 7 7 7

B 6 8 8 8 8 8 8 8 8 8 8 8



# Patroon 18

Based on: Funk in E (Funky Times)

**Dmaj7sus4** **E9 D#9 D9** **C#9**

121 122 123

TAB: 3 0 0 0 3 5 2 X X 1 2 X X 0

**Dmaj7sus4** **G/A A/B** **Dmaj7sus4**

124 125 126

TAB: 15 14 12 12 0 3 5 X X 4 5 X X 0 5 6 7 7 5 7 X 0 X 0 3 5 2 X 0 1 2

**E9 D#9 D9** **Esus2** **F#m7** **G#m7** **Bsus4 A#m7(#5)** **A/B**

127 128

TAB: 7 6 5 5 7 X 5 7 5 2 4 5 7 5 2 4 4 4 4 4 2 4 5 6 7 5 6 7

**E5**

129 130 131 132

TAB: (5) (6) (7) (X) (7) 7 8 9 7 9 0 0 X 2 2 0 (0) (0) (X) (2) (2) (0)

meer songs en solo's te spelen

- Songs & solo's | TABsPro applicaties | GjumusX Tabloader & Database
- Songs & solo's | TABsPro applicaties | TabsPro Songs akkoorden
- Songs & solo's | TABsPro applicaties | TabsPro Solo's tabulaturen
- Songs & solo's | TABsPro applicaties | TabsPro Scores partituren
- Gitaar & Gear | Praktijk | Akkoordprogressies Barré Shapes
- Gitaar & Gear | Praktijk | Ritmesectie oefeningen • Audio • VoX-training
- Gitaar & Gear | Praktijk | Play Together | Modules: *Blues, Rock, Reggae, Funk & Jazz*
- Gitaar | Praktijk | Solo Master | Modules: *Funk (Neo)-Soul, (Smooth)-Jazz, Latin Rock & Ballads*
- Muziekgenres | Blues (LICKZ app)
- Muziekgenres | Rock (CHORDZ app)
- Programma's & downloads | E-boeken

## backing tracks te gebruiken

- Backing & solo tracks | "JAMZ" serie (12 modules)

## de basgitaar te leren kennen

- Basgitaar | Praktijk | Oefenvoorbeelden
- Basgitaar | Praktijk | V.o.X. visuele training
- Basgitaar | Praktijk | Stijlvoorbeelden met audio
- Basgitaar | Praktijk | Basgitaar & ritmesectie
- Programma's & downloads | E-boeken

En vergeet niet de grote hoeveelheid eenvoudig toegankelijke muziektheorie, om je nog sneller en efficiënter naar je muzikale doelen te brengen.

Het materiaal voor de website van **GuitarJan.com** wordt onder redactie van **Jan van den Hogen** samengesteld.

Jan is een amateur-gitarist die, zoals hij zelf aangeeft, niet al te best gitaar speelt, maar veel lol heeft in dat wat hij in ieder geval muzikaal voor het voetlicht weet te brengen. Hij is een pragmatisch denker, altijd zoekend naar de gemakkelijkste oplossingen en simpelste theoretische toepassingen binnen de complexe muziekliteratuur, zodat iedereen er van kan genieten.

BEZOEK ONZE WEBSITE OM:

